

Summary Report of All Crashes by County

ALAMANCE

NC State Highway Patrol Troop:

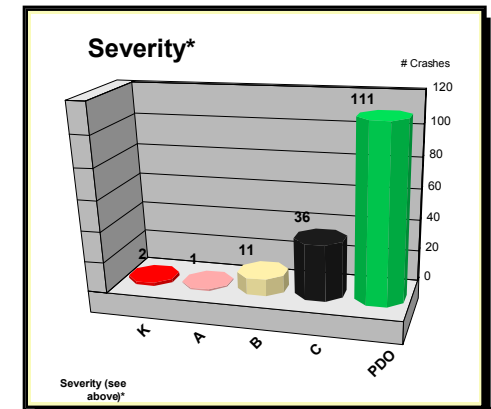
D

 District: **D4**

| Total Crashes | Severity* <small>(see Severity chart below)</small> | Fatalities | Injuries | Alcohol Involved | Speed Involved | In Work Zone |
|---------------|--|---------------------------------|----------------------------------|------------------|----------------|--------------|
| 165 | 1 Caused Disabling Injury 11 Caused Obvious Injury (B) 36 Caused Possible Injury (C) 2 Caused Fatality (K) 111 Caused Property Damage Only (PDO) | 2 Fatal Crashes 2 Fatalities | 48 Injury Crashes 62 Injuries | 0 Crashes | 3 Crashes | 1 Crashes |

| Weather Conditions | Driver Condition | Road Type | Urban/Rural Area |
|--|--|--|---|
| 121 Clear 20 Cloudy 19 Rain 0 Fog, Smog, Smoke 1 Sleet, Hail, Freezing Rain/Drizzle 4 Snow 0 Severe Crosswinds 0 Other | 145 Apparently Normal 0 Fatigue 0 Fell Asleep, Fainted, Loss of Consciousness 0 Illness 0 Impairment Due to Medication, Drugs, Alcohol 0 Medical Condition 0 Other Physical Impairment 20 Unknown | 74 Interstate 7 US Highway 14 NC State Highway 0 Secondary Road 60 Local Road 10 Private or Other Road | 123 Urban Crashes 42 Rural Crashes |

| Crash Type | | |
|--|---|--|
| 25 Anqle 1 Animal 3 Backing Up 13 Fixed Object 0 Head On 0 Jackknife 5 Left Turn, Diff. Road 5 Left Turn, Same Road 0 Right Turn, Diff. Road 3 Right Turn, Same Road | 34 Rear End, Slow/Stop 2 Rear End, Turning 1 Rollover 0 Run Off Road, Left 4 Run Off Road, Right 0 Run Off Road, Straight 4 Parked Vehicle 0 Pedalcyclist 1 Pedestrian 9 Movable Object | 43 Sideswipe, Same Direction 6 Sideswipe, Opposite Direction 0 Railroad, Engine/Train 4 Other Collision 2 Other Non-Collision 0 Unknown |



Summary Report of All Crashes by County
ALEXANDER

NC State Highway Patrol Troop:

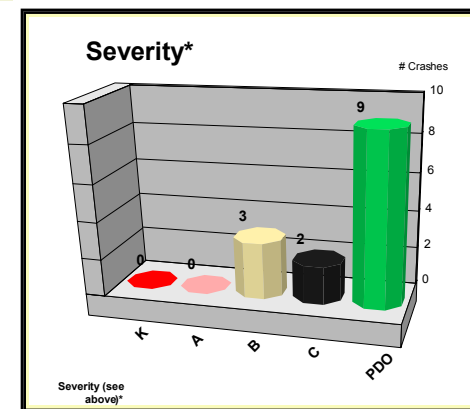
F

 District: **F7**

| Total Crashes | Severity* <small>(see Severity chart below)</small> | Fatalities | Injuries | Alcohol Involved | Speed Involved | In Work Zone |
|---------------|--|---|--|---|---|---|
| 14 | <ul style="list-style-type: none"> 0 Caused Disabling Injury 3 Caused Obvious Injury (B) 2 Caused Possible Injury (C) 0 Caused Fatality (K) 9 Caused Property Damage Only (PDO) | <ul style="list-style-type: none"> 0 Fatal Crashes 0 Fatalities | <ul style="list-style-type: none"> 5 Injury Crashes 8 Injuries | <ul style="list-style-type: none"> 0 Crashes | <ul style="list-style-type: none"> 0 Crashes | <ul style="list-style-type: none"> 0 Crashes |

| Weather Conditions | Driver Condition | Road Type | Urban/Rural Area |
|---|--|---|---|
| <ul style="list-style-type: none"> 8 Clear 3 Cloudy 2 Rain 0 Fog, Smog, Smoke 1 Sleet, Hail, Freezing Rain/Drizzle 0 Snow 0 Severe Crosswinds 0 Other | <ul style="list-style-type: none"> 12 Apparently Normal 0 Fatigue 0 Fell Asleep, Fainted, Loss of Consciousness 0 Illness 0 Impairment Due to Medication, Drugs, Alcohol 0 Medical Condition 0 Other Physical Impairment 2 Unknown | <ul style="list-style-type: none"> 0 Interstate 4 US Highway 8 NC State Highway 0 Secondary Road 0 Local Road 2 Private or Other Road | <ul style="list-style-type: none"> 0 Urban Crashes 14 Rural Crashes |

| Crash Type | | |
|---|---|---|
| <ul style="list-style-type: none"> 0 Anqle 0 Animal 1 Backing Up 1 Fixed Object 0 Head On 1 Jackknife 0 Left Turn, Diff. Road 0 Left Turn, Same Road 0 Right Turn, Diff. Road 1 Right Turn, Same Road | <ul style="list-style-type: none"> 2 Rear End, Slow/Stop 0 Rear End, Turning 0 Rollover 0 Run Off Road, Left 0 Run Off Road, Right 0 Run Off Road, Straight 2 Parked Vehicle 0 Pedalcyclist 0 Pedestrian 1 Movable Object | <ul style="list-style-type: none"> 1 Sideswipe, Same Direction 3 Sideswipe, Opposite Direction 0 Railroad, Engine/Train 0 Other Collision 1 Other Non-Collision 0 Unknown |



Summary Report of All Crashes by County

ALLEGHANY

NC State Highway Patrol Troop:

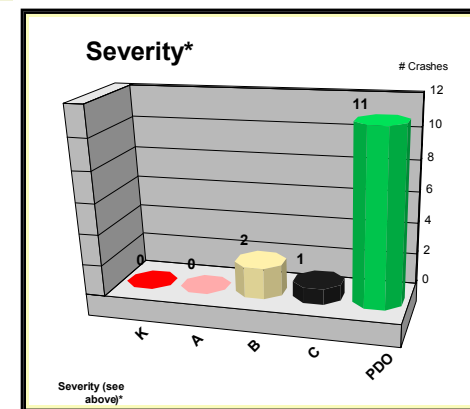
F

 District: **F7**

| Total Crashes | Severity* <small>(see Severity chart below)</small> | Fatalities | Injuries | Alcohol Involved | Speed Involved | In Work Zone |
|---------------|---|---|--|---|---|---|
| 14 | <ul style="list-style-type: none"> 0 Caused Disabling Injury 2 Caused Obvious Injury (B) 1 Caused Possible Injury (C) 0 Caused Fatality (K) 11 Caused Property Damage Only (PDO) | <ul style="list-style-type: none"> 0 Fatal Crashes 0 Fatalities | <ul style="list-style-type: none"> 3 Injury Crashes 3 Injuries | <ul style="list-style-type: none"> 0 Crashes | <ul style="list-style-type: none"> 0 Crashes | <ul style="list-style-type: none"> 0 Crashes |

| Weather Conditions | Driver Condition | Road Type | Urban/Rural Area |
|--|--|---|---|
| <ul style="list-style-type: none"> 10 Clear 1 Cloudy 1 Rain 1 Fog, Smog, Smoke 0 Sleet, Hail, Freezing Rain/Drizzle 1 Snow 0 Severe Crosswinds 0 Other | <ul style="list-style-type: none"> 14 Apparently Normal 0 Fatigue 0 Fell Asleep, Fainted, Loss of Consciousness 0 Illness 0 Impairment Due to Medication, Drugs, Alcohol 0 Medical Condition 0 Other Physical Impairment 0 Unknown | <ul style="list-style-type: none"> 0 Interstate 8 US Highway 2 NC State Highway 0 Secondary Road 1 Local Road 3 Private or Other Road | <ul style="list-style-type: none"> 0 Urban Crashes 14 Rural Crashes |

| Crash Type | | |
|---|---|---|
| <ul style="list-style-type: none"> 0 Anqle 0 Animal 0 Backing Up 4 Fixed Object 0 Head On 0 Jackknife 3 Left Turn, Diff. Road 0 Left Turn, Same Road 0 Right Turn, Diff. Road 0 Right Turn, Same Road | <ul style="list-style-type: none"> 1 Rear End, Slow/Stop 0 Rear End, Turning 2 Rollover 0 Run Off Road, Left 0 Run Off Road, Right 0 Run Off Road, Straight 0 Parked Vehicle 0 Pedalcyclist 0 Pedestrian 0 Movable Object | <ul style="list-style-type: none"> 1 Sideswipe, Same Direction 3 Sideswipe, Opposite Direction 0 Railroad, Engine/Train 0 Other Collision 0 Other Non-Collision 0 Unknown |



Summary Report of All Crashes by County

ANSON

NC State Highway Patrol Troop:

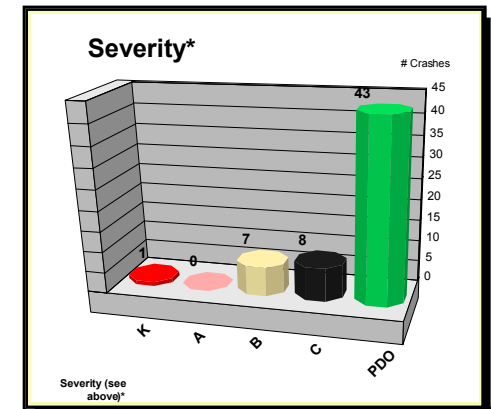
H

 District: **H6**

| Total Crashes | Severity* <small>(see Severity chart below)</small> | Fatalities | Injuries | Alcohol Involved | Speed Involved | In Work Zone |
|---------------|--|---|--|------------------|------------------|------------------|
| 59 | 0 Caused Disabling Injury 7 Caused Obvious Injury (B) 8 Caused Possible Injury (C) 1 Caused Fatality (K) 43 Caused Property Damage Only (PDO) | 1 Fatal Crashes 1 Fatalities | 16 Injury Crashes 17 Injuries | 0 Crashes | 2 Crashes | 4 Crashes |

| Weather Conditions | Driver Condition | Road Type | Urban/Rural Area |
|---|--|--|--|
| 47 Clear 10 Cloudy 1 Rain 0 Fog, Smog, Smoke 1 Sleet, Hail, Freezing Rain/Drizzle 0 Snow 0 Severe Crosswinds 0 Other | 56 Apparently Normal 0 Fatigue 0 Fell Asleep, Fainted, Loss of Consciousness 0 Illness 1 Impairment Due to Medication, Drugs, Alcohol 0 Medical Condition 0 Other Physical Impairment 2 Unknown | 0 Interstate 36 US Highway 8 NC State Highway 0 Secondary Road 7 Local Road 8 Private or Other Road | 20 Urban Crashes 39 Rural Crashes |

| Crash Type | | |
|--|---|---|
| 2 Anqle 5 Animal 1 Backing Up 11 Fixed Object 0 Head On 1 Jackknife 0 Left Turn, Diff. Road 1 Left Turn, Same Road 3 Right Turn, Diff. Road 7 Right Turn, Same Road | 6 Rear End, Slow/Stop 0 Rear End, Turning 5 Rollover 0 Run Off Road, Left 0 Run Off Road, Right 0 Run Off Road, Straight 2 Parked Vehicle 0 Pedalcyclist 0 Pedestrian 4 Movable Object | 8 Sideswipe, Same Direction 1 Sideswipe, Opposite Direction 0 Railroad, Engine/Train 1 Other Collision 0 Other Non-Collision 1 Unknown |



Summary Report of All Crashes by County

ASHE

NC State Highway Patrol Troop:

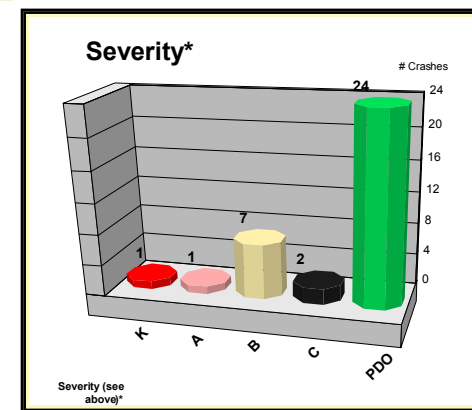
F

 District: **F7**

| Total Crashes | Severity* <small>(see Severity chart below)</small> | Fatalities | Injuries | Alcohol Involved | Speed Involved | In Work Zone |
|---------------|---|---------------------------------|----------------------------------|------------------|----------------|--------------|
| 35 | 1 Caused Disabling Injury 7 Caused Obvious Injury (B) 2 Caused Possible Injury (C) 1 Caused Fatality (K) 24 Caused Property Damage Only (PDO) | 1 Fatal Crashes 1 Fatalities | 10 Injury Crashes 12 Injuries | 0 Crashes | 0 Crashes | 1 Crashes |

| Weather Conditions | Driver Condition | Road Type | Urban/Rural Area |
|---|--|--|-------------------------------------|
| 22 Clear 10 Cloudy 2 Rain 0 Fog, Smog, Smoke 0 Sleet, Hail, Freezing Rain/Drizzle 1 Snow 0 Severe Crosswinds 0 Other | 31 Apparently Normal 0 Fatigue 0 Fell Asleep, Fainted, Loss of Consciousness 0 Illness 0 Impairment Due to Medication, Drugs, Alcohol 0 Medical Condition 0 Other Physical Impairment 4 Unknown | 0 Interstate 9 US Highway 11 NC State Highway 0 Secondary Road 6 Local Road 9 Private or Other Road | 0 Urban Crashes 35 Rural Crashes |

| Crash Type | | |
|---|---|---|
| 3 Anqle 1 Animal 3 Backing Up 4 Fixed Object 3 Head On 0 Jackknife 0 Left Turn, Diff. Road 3 Left Turn, Same Road 0 Right Turn, Diff. Road 0 Right Turn, Same Road | 4 Rear End, Slow/Stop 0 Rear End, Turning 3 Rollover 0 Run Off Road, Left 1 Run Off Road, Right 0 Run Off Road, Straight 1 Parked Vehicle 0 Pedalcyclist 0 Pedestrian 0 Movable Object | 3 Sideswipe, Same Direction 6 Sideswipe, Opposite Direction 0 Railroad, Engine/Train 0 Other Collision 0 Other Non-Collision 0 Unknown |



Summary Report of All Crashes by County

AVERY

NC State Highway Patrol Troop:

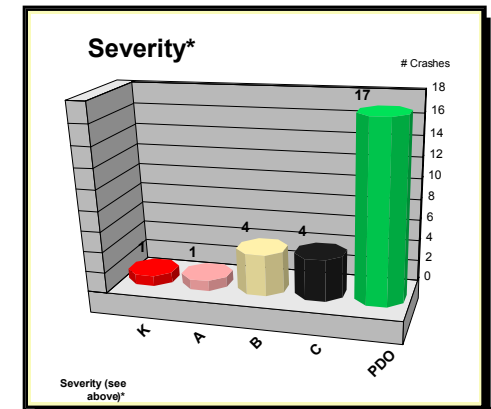
G

 District: **G8**

| Total Crashes | Severity* <small>(see Severity chart below)</small> | Fatalities | Injuries | Alcohol Involved | Speed Involved | In Work Zone |
|---------------|---|---------------------------------|---------------------------------|------------------|----------------|--------------|
| 27 | 1 Caused Disabling Injury 4 Caused Obvious Injury (B) 4 Caused Possible Injury (C) 1 Caused Fatality (K) 17 Caused Property Damage Only (PDO) | 1 Fatal Crashes 1 Fatalities | 9 Injury Crashes 11 Injuries | 0 Crashes | 0 Crashes | 0 Crashes |

| Weather Conditions | Driver Condition | Road Type | Urban/Rural Area |
|--|--|--|-------------------------------------|
| 16 Clear 7 Cloudy 1 Rain 0 Fog, Smog, Smoke 0 Sleet, Hail, Freezing Rain/Drizzle 3 Snow 0 Severe Crosswinds 0 Other | 24 Apparently Normal 0 Fatigue 0 Fell Asleep, Fainted, Loss of Consciousness 0 Illness 0 Impairment Due to Medication, Drugs, Alcohol 0 Medical Condition 0 Other Physical Impairment 3 Unknown | 0 Interstate 8 US Highway 12 NC State Highway 0 Secondary Road 2 Local Road 5 Private or Other Road | 0 Urban Crashes 27 Rural Crashes |

| Crash Type | | |
|---|---|---|
| 4 Anqle 0 Animal 2 Backing Up 3 Fixed Object 0 Head On 0 Jackknife 1 Left Turn, Diff. Road 0 Left Turn, Same Road 1 Right Turn, Diff. Road 0 Right Turn, Same Road | 2 Rear End, Slow/Stop 0 Rear End, Turning 2 Rollover 0 Run Off Road, Left 1 Run Off Road, Right 0 Run Off Road, Straight 1 Parked Vehicle 0 Pedalcyclist 0 Pedestrian 1 Movable Object | 1 Sideswipe, Same Direction 3 Sideswipe, Opposite Direction 0 Railroad, Engine/Train 4 Other Collision 1 Other Non-Collision 0 Unknown |



Summary Report of All Crashes by County

BEAUFORT

NC State Highway Patrol Troop:

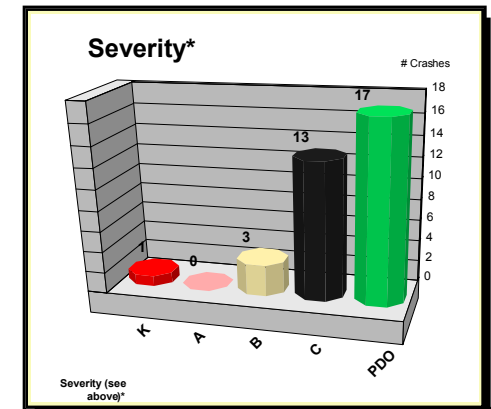
A

 District: **A1**

| Total Crashes | Severity* <small>(see Severity chart below)</small> | Fatalities | Injuries | Alcohol Involved | Speed Involved | In Work Zone |
|---------------|---|---|--|------------------|------------------|------------------|
| 34 | 0 Caused Disabling Injury 3 Caused Obvious Injury (B) 13 Caused Possible Injury (C) 1 Caused Fatality (K) 17 Caused Property Damage Only (PDO) | 1 Fatal Crashes 1 Fatalities | 16 Injury Crashes 24 Injuries | 0 Crashes | 1 Crashes | 5 Crashes |

| Weather Conditions | Driver Condition | Road Type | Urban/Rural Area |
|--|--|--|---|
| 26 Clear 6 Cloudy 2 Rain 0 Fog, Smog, Smoke 0 Sleet, Hail, Freezing Rain/Drizzle 0 Snow 0 Severe Crosswinds 0 Other | 32 Apparently Normal 0 Fatigue 0 Fell Asleep, Fainted, Loss of Consciousness 0 Illness 0 Impairment Due to Medication, Drugs, Alcohol 1 Medical Condition 0 Other Physical Impairment 1 Unknown | 0 Interstate 16 US Highway 7 NC State Highway 0 Secondary Road 5 Local Road 6 Private or Other Road | 9 Urban Crashes 25 Rural Crashes |

| Crash Type | | |
|---|---|---|
| 5 Angle 1 Animal 0 Backing Up 6 Fixed Object 0 Head On 0 Jackknife 1 Left Turn, Diff. Road 3 Left Turn, Same Road 0 Right Turn, Diff. Road 0 Right Turn, Same Road | 8 Rear End, Slow/Stop 0 Rear End, Turning 0 Rollover 0 Run Off Road, Left 0 Run Off Road, Right 0 Run Off Road, Straight 1 Parked Vehicle 0 Pedalcyclist 1 Pedestrian 0 Movable Object | 4 Sideswipe, Same Direction 1 Sideswipe, Opposite Direction 0 Railroad, Engine/Train 2 Other Collision 1 Other Non-Collision 0 Unknown |



Summary Report of All Crashes by County

BERTIE

NC State Highway Patrol Troop:

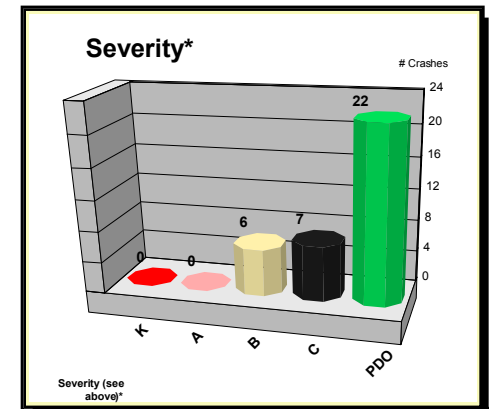
A

 District: **A1**

| Total Crashes | Severity* <small>(see Severity chart below)</small> | Fatalities | Injuries | Alcohol Involved | Speed Involved | In Work Zone |
|---------------|---|---------------------------------|----------------------------------|------------------|----------------|--------------|
| 35 | 0 Caused Disabling Injury 6 Caused Obvious Injury (B) 7 Caused Possible Injury (C) 0 Caused Fatality (K) 22 Caused Property Damage Only (PDO) | 0 Fatal Crashes 0 Fatalities | 13 Injury Crashes 40 Injuries | 0 Crashes | 0 Crashes | 0 Crashes |

| Weather Conditions | Driver Condition | Road Type | Urban/Rural Area |
|--|--|---|-------------------------------------|
| 21 Clear 9 Cloudy 1 Rain 0 Fog, Smog, Smoke 2 Sleet, Hail, Freezing Rain/Drizzle 2 Snow 0 Severe Crosswinds 0 Other | 34 Apparently Normal 0 Fatigue 1 Fell Asleep, Fainted, Loss of Consciousness 0 Illness 0 Impairment Due to Medication, Drugs, Alcohol 0 Medical Condition 0 Other Physical Impairment 0 Unknown | 0 Interstate 12 US Highway 13 NC State Highway 0 Secondary Road 5 Local Road 5 Private or Other Road | 0 Urban Crashes 35 Rural Crashes |

| Crash Type | | |
|--|---|---|
| 2 Anqle 2 Animal 4 Backing Up 10 Fixed Object 0 Head On 1 Jackknife 1 Left Turn, Diff. Road 3 Left Turn, Same Road 0 Right Turn, Diff. Road 1 Right Turn, Same Road | 3 Rear End, Slow/Stop 0 Rear End, Turning 5 Rollover 0 Run Off Road, Left 0 Run Off Road, Right 0 Run Off Road, Straight 0 Parked Vehicle 0 Pedalcyclist 0 Pedestrian 1 Movable Object | 1 Sideswipe, Same Direction 1 Sideswipe, Opposite Direction 0 Railroad, Engine/Train 0 Other Collision 0 Other Non-Collision 0 Unknown |



Summary Report of All Crashes by County

BLADEN

NC State Highway Patrol Troop:

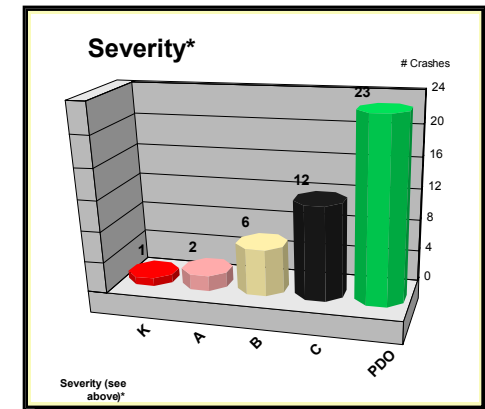
B

 District: **B2**

| Total Crashes | Severity* <small>(see Severity chart below)</small> | Fatalities | Injuries | Alcohol Involved | Speed Involved | In Work Zone |
|---------------|--|---------------------------------|----------------------------------|------------------|----------------|--------------|
| 46 | 2 Caused Disabling Injury 6 Caused Obvious Injury (B) 12 Caused Possible Injury (C) 1 Caused Fatality (K) 23 Caused Property Damage Only (PDO) | 1 Fatal Crashes 2 Fatalities | 20 Injury Crashes 38 Injuries | 0 Crashes | 1 Crashes | 0 Crashes |

| Weather Conditions | Driver Condition | Road Type | Urban/Rural Area |
|--|--|---|-------------------------------------|
| 36 Clear 6 Cloudy 0 Rain 3 Fog, Smog, Smoke 0 Sleet, Hail, Freezing Rain/Drizzle 0 Snow 1 Severe Crosswinds 0 Other | 44 Apparently Normal 0 Fatigue 0 Fell Asleep, Fainted, Loss of Consciousness 0 Illness 0 Impairment Due to Medication, Drugs, Alcohol 0 Medical Condition 0 Other Physical Impairment 2 Unknown | 0 Interstate 2 US Highway 31 NC State Highway 0 Secondary Road 3 Local Road 10 Private or Other Road | 0 Urban Crashes 46 Rural Crashes |

| Crash Type | | |
|---|---|---|
| 5 Anqle 6 Animal 1 Backing Up 8 Fixed Object 2 Head On 0 Jackknife 1 Left Turn, Diff. Road 4 Left Turn, Same Road 0 Right Turn, Diff. Road 2 Right Turn, Same Road | 8 Rear End, Slow/Stop 0 Rear End, Turning 0 Rollover 0 Run Off Road, Left 3 Run Off Road, Right 0 Run Off Road, Straight 2 Parked Vehicle 0 Pedalcyclist 0 Pedestrian 1 Movable Object | 2 Sideswipe, Same Direction 0 Sideswipe, Opposite Direction 0 Railroad, Engine/Train 0 Other Collision 1 Other Non-Collision 0 Unknown |



Summary Report of All Crashes by County

BRUNSWICK

NC State Highway Patrol Troop:

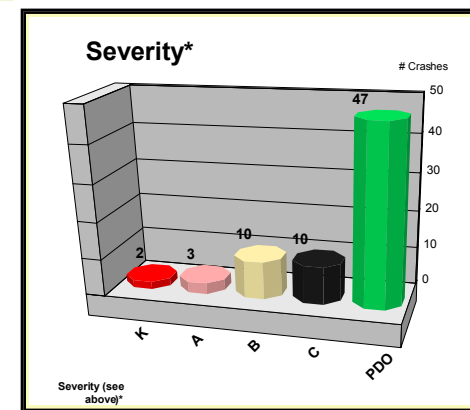
B

 District: **B2**

| Total Crashes | Severity* <small>(see Severity chart below)</small> | Fatalities | Injuries | Alcohol Involved | Speed Involved | In Work Zone |
|---------------|--|---|--|------------------|------------------|------------------|
| 72 | 3 Caused Disabling Injury 10 Caused Obvious Injury (B) 10 Caused Possible Injury (C) 2 Caused Fatality (K) 47 Caused Property Damage Only (PDO) | 2 Fatal Crashes 2 Fatalities | 23 Injury Crashes 30 Injuries | 0 Crashes | 1 Crashes | 3 Crashes |

| Weather Conditions | Driver Condition | Road Type | Urban/Rural Area |
|---|--|--|---|
| 57 Clear 12 Cloudy 3 Rain 0 Fog, Smog, Smoke 0 Sleet, Hail, Freezing Rain/Drizzle 0 Snow 0 Severe Crosswinds 0 Other | 68 Apparently Normal 0 Fatigue 0 Fell Asleep, Fainted, Loss of Consciousness 0 Illness 0 Impairment Due to Medication, Drugs, Alcohol 0 Medical Condition 0 Other Physical Impairment 4 Unknown | 0 Interstate 32 US Highway 22 NC State Highway 0 Secondary Road 8 Local Road 10 Private or Other Road | 2 Urban Crashes 70 Rural Crashes |

| Crash Type | | |
|---|--|--|
| 5 Angle 4 Animal 4 Backing Up 1 Fixed Object 0 Head On 0 Jackknife 3 Left Turn, Diff. Road 6 Left Turn, Same Road 1 Right Turn, Diff. Road 1 Right Turn, Same Road | 14 Rear End, Slow/Stop 0 Rear End, Turning 5 Rollover 0 Run Off Road, Left 0 Run Off Road, Right 0 Run Off Road, Straight 0 Parked Vehicle 1 Pedalcyclist 1 Pedestrian 3 Movable Object | 15 Sideswipe, Same Direction 1 Sideswipe, Opposite Direction 0 Railroad, Engine/Train 3 Other Collision 3 Other Non-Collision 1 Unknown |



Summary Report of All Crashes by County
BUNCOMBE

NC State Highway Patrol Troop:

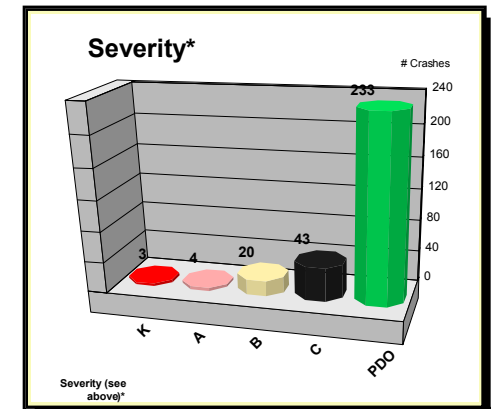
G

 District: **G8**

| Total Crashes | Severity* <small>(see Severity chart below)</small> | Fatalities | Injuries | Alcohol Involved | Speed Involved | In Work Zone |
|---------------|--|---------------------------------|----------------------------------|------------------|----------------|--------------|
| 308 | 4 Caused Disabling Injury 20 Caused Obvious Injury (B) 43 Caused Possible Injury (C) 3 Caused Fatality (K) 233 Caused Property Damage Only (PDO) | 3 Fatal Crashes 3 Fatalities | 68 Injury Crashes 98 Injuries | 0 Crashes | 2 Crashes | 12 Crashes |

| Weather Conditions | Driver Condition | Road Type | Urban/Rural Area |
|--|--|--|--|
| 211 Clear 59 Cloudy 22 Rain 3 Fog, Smog, Smoke 0 Sleet, Hail, Freezing Rain/Drizzle 12 Snow 0 Severe Crosswinds 0 Other | 293 Apparently Normal 0 Fatigue 0 Fell Asleep, Fainted, Loss of Consciousness 0 Illness 0 Impairment Due to Medication, Drugs, Alcohol 0 Medical Condition 0 Other Physical Impairment 15 Unknown | 94 Interstate 80 US Highway 25 NC State Highway 1 Secondary Road 71 Local Road 37 Private or Other Road | 171 Urban Crashes 137 Rural Crashes |

| Crash Type | | |
|---|---|--|
| 39 Anqle 1 Animal 13 Backing Up 22 Fixed Object 1 Head On 0 Jackknife 10 Left Turn, Diff. Road 6 Left Turn, Same Road 4 Right Turn, Diff. Road 3 Right Turn, Same Road | 75 Rear End, Slow/Stop 3 Rear End, Turning 8 Rollover 6 Run Off Road, Left 10 Run Off Road, Right 1 Run Off Road, Straight 4 Parked Vehicle 0 Pedalcyclist 1 Pedestrian 7 Movable Object | 63 Sideswipe, Same Direction 16 Sideswipe, Opposite Direction 1 Railroad, Engine/Train 10 Other Collision 4 Other Non-Collision 0 Unknown |



Summary Report of All Crashes by County

BURKE

NC State Highway Patrol Troop:

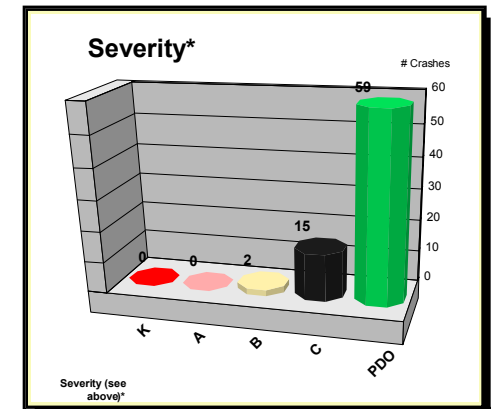
F

 District: **F7**

| Total Crashes | Severity* <small>(see Severity chart below)</small> | Fatalities | Injuries | Alcohol Involved | Speed Involved | In Work Zone |
|---------------|--|---------------------------------|----------------------------------|------------------|----------------|--------------|
| 76 | 0 Caused Disabling Injury 2 Caused Obvious Injury (B) 15 Caused Possible Injury (C) 0 Caused Fatality (K) 59 Caused Property Damage Only (PDO) | 0 Fatal Crashes 0 Fatalities | 17 Injury Crashes 21 Injuries | 0 Crashes | 1 Crashes | 4 Crashes |

| Weather Conditions | Driver Condition | Road Type | Urban/Rural Area |
|--|--|---|--------------------------------------|
| 63 Clear 8 Cloudy 4 Rain 1 Fog, Smog, Smoke 0 Sleet, Hail, Freezing Rain/Drizzle 0 Snow 0 Severe Crosswinds 0 Other | 68 Apparently Normal 0 Fatigue 2 Fell Asleep, Fainted, Loss of Consciousness 0 Illness 0 Impairment Due to Medication, Drugs, Alcohol 0 Medical Condition 0 Other Physical Impairment 6 Unknown | 27 Interstate 14 US Highway 8 NC State Highway 0 Secondary Road 12 Local Road 15 Private or Other Road | 16 Urban Crashes 60 Rural Crashes |

| Crash Type | | |
|--|--|--|
| 3 Anqle 2 Animal 4 Backing Up 16 Fixed Object 1 Head On 0 Jackknife 2 Left Turn, Diff. Road 3 Left Turn, Same Road 3 Right Turn, Diff. Road 3 Right Turn, Same Road | 12 Rear End, Slow/Stop 0 Rear End, Turning 2 Rollover 0 Run Off Road, Left 3 Run Off Road, Right 0 Run Off Road, Straight 0 Parked Vehicle 0 Pedalcyclist 0 Pedestrian 6 Movable Object | 10 Sideswipe, Same Direction 2 Sideswipe, Opposite Direction 0 Railroad, Engine/Train 2 Other Collision 2 Other Non-Collision 0 Unknown |



Summary Report of All Crashes by County
CABARRUS

NC State Highway Patrol Troop:

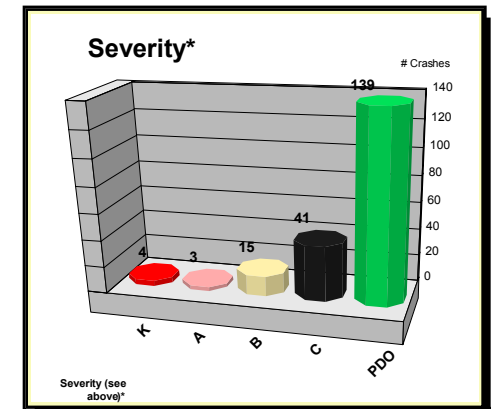
E

 District: **E6**

| Total Crashes | Severity* <small>(see Severity chart below)</small> | Fatalities | Injuries | Alcohol Involved | Speed Involved | In Work Zone |
|---------------|---|---|--|------------------|------------------|------------------|
| 203 | 3 Caused Disabling Injury 15 Caused Obvious Injury (B) 41 Caused Possible Injury (C) 4 Caused Fatality (K) 139 Caused Property Damage Only (PDO) | 4 Fatal Crashes 5 Fatalities | 60 Injury Crashes 84 Injuries | 0 Crashes | 2 Crashes | 0 Crashes |

| Weather Conditions | Driver Condition | Road Type | Urban/Rural Area |
|---|--|---|---|
| 153 Clear 34 Cloudy 14 Rain 0 Fog, Smog, Smoke 0 Sleet, Hail, Freezing Rain/Drizzle 2 Snow 0 Severe Crosswinds 0 Other | 187 Apparently Normal 0 Fatigue 0 Fell Asleep, Fainted, Loss of Consciousness 0 Illness 0 Impairment Due to Medication, Drugs, Alcohol 1 Medical Condition 0 Other Physical Impairment 15 Unknown | 82 Interstate 5 US Highway 21 NC State Highway 0 Secondary Road 77 Local Road 18 Private or Other Road | 157 Urban Crashes 46 Rural Crashes |

| Crash Type | | |
|---|---|--|
| 20 Anqle 3 Animal 8 Backing Up 17 Fixed Object 3 Head On 1 Jackknife 7 Left Turn, Diff. Road 7 Left Turn, Same Road 2 Right Turn, Diff. Road 7 Right Turn, Same Road | 56 Rear End, Slow/Stop 2 Rear End, Turning 3 Rollover 2 Run Off Road, Left 4 Run Off Road, Right 0 Run Off Road, Straight 2 Parked Vehicle 0 Pedalcyclist 0 Pedestrian 11 Movable Object | 36 Sideswipe, Same Direction 4 Sideswipe, Opposite Direction 0 Railroad, Engine/Train 4 Other Collision 3 Other Non-Collision 1 Unknown |



Summary Report of All Crashes by County
CALDWELL

NC State Highway Patrol Troop:

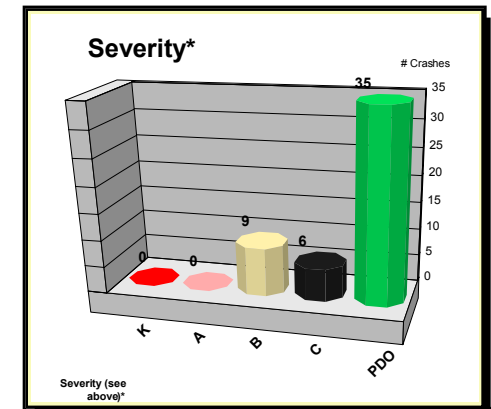
F

 District: **F7**

| Total Crashes | Severity* <small>(see Severity chart below)</small> | Fatalities | Injuries | Alcohol Involved | Speed Involved | In Work Zone |
|---------------|---|---------------------------------|----------------------------------|------------------|----------------|--------------|
| 50 | 0 Caused Disabling Injury 9 Caused Obvious Injury (B) 6 Caused Possible Injury (C) 0 Caused Fatality (K) 35 Caused Property Damage Only (PDO) | 0 Fatal Crashes 0 Fatalities | 15 Injury Crashes 30 Injuries | 0 Crashes | 0 Crashes | 5 Crashes |

| Weather Conditions | Driver Condition | Road Type | Urban/Rural Area |
|--|--|--|--------------------------------------|
| 37 Clear 8 Cloudy 1 Rain 0 Fog, Smog, Smoke 2 Sleet, Hail, Freezing Rain/Drizzle 2 Snow 0 Severe Crosswinds 0 Other | 45 Apparently Normal 0 Fatigue 0 Fell Asleep, Fainted, Loss of Consciousness 0 Illness 1 Impairment Due to Medication, Drugs, Alcohol 0 Medical Condition 0 Other Physical Impairment 4 Unknown | 0 Interstate 15 US Highway 2 NC State Highway 0 Secondary Road 15 Local Road 18 Private or Other Road | 15 Urban Crashes 35 Rural Crashes |

| Crash Type | | |
|---|---|---|
| 6 Anqle 1 Animal 3 Backing Up 2 Fixed Object 1 Head On 2 Jackknife 4 Left Turn, Diff. Road 1 Left Turn, Same Road 0 Right Turn, Diff. Road 2 Right Turn, Same Road | 9 Rear End, Slow/Stop 0 Rear End, Turning 1 Rollover 0 Run Off Road, Left 0 Run Off Road, Right 0 Run Off Road, Straight 1 Parked Vehicle 0 Pedalcyclist 1 Pedestrian 1 Movable Object | 9 Sideswipe, Same Direction 3 Sideswipe, Opposite Direction 0 Railroad, Engine/Train 2 Other Collision 1 Other Non-Collision 0 Unknown |



Summary Report of All Crashes by County

CAMDEN

NC State Highway Patrol Troop:

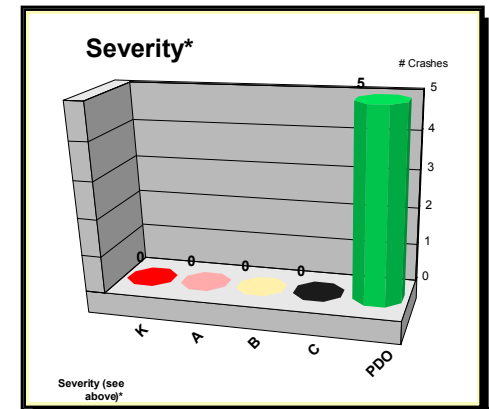
A

 District: **A1**

| Total Crashes | Severity* <small>(see Severity chart below)</small> | Fatalities | Injuries | Alcohol Involved | Speed Involved | In Work Zone |
|---------------|--|---------------------------------|--------------------------------|------------------|----------------|--------------|
| 5 | 0 Caused Disabling Injury 0 Caused Obvious Injury (B) 0 Caused Possible Injury (C) 0 Caused Fatality (K) 5 Caused Property Damage Only (PDO) | 0 Fatal Crashes 0 Fatalities | 0 Injury Crashes 0 Injuries | 0 Crashes | 0 Crashes | 2 Crashes |

| Weather Conditions | Driver Condition | Road Type | Urban/Rural Area |
|---|---|---|------------------------------------|
| 4 Clear 1 Cloudy 0 Rain 0 Fog, Smog, Smoke 0 Sleet, Hail, Freezing Rain/Drizzle 0 Snow 0 Severe Crosswinds 0 Other | 4 Apparently Normal 0 Fatigue 0 Fell Asleep, Fainted, Loss of Consciousness 0 Illness 0 Impairment Due to Medication, Drugs, Alcohol 0 Medical Condition 0 Other Physical Impairment 1 Unknown | 0 Interstate 3 US Highway 2 NC State Highway 0 Secondary Road 0 Local Road 0 Private or Other Road | 0 Urban Crashes 5 Rural Crashes |

| Crash Type | | |
|---|---|---|
| 0 Anqle 0 Animal 0 Backing Up 1 Fixed Object 0 Head On 0 Jackknife 0 Left Turn, Diff. Road 0 Left Turn, Same Road 0 Right Turn, Diff. Road 0 Right Turn, Same Road | 1 Rear End, Slow/Stop 0 Rear End, Turning 0 Rollover 0 Run Off Road, Left 0 Run Off Road, Right 0 Run Off Road, Straight 0 Parked Vehicle 0 Pedalcyclist 0 Pedestrian 0 Movable Object | 1 Sideswipe, Same Direction 0 Sideswipe, Opposite Direction 0 Railroad, Engine/Train 0 Other Collision 2 Other Non-Collision 0 Unknown |



Summary Report of All Crashes by County

CARTERET

NC State Highway Patrol Troop:

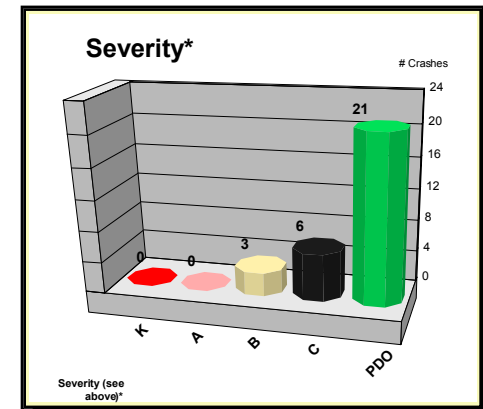
A

 District: **A1**

| Total Crashes | Severity* <small>(see Severity chart below)</small> | Fatalities | Injuries | Alcohol Involved | Speed Involved | In Work Zone |
|---------------|---|---------------------------------|---------------------------------|------------------|----------------|--------------|
| 34 | 0 Caused Disabling Injury 3 Caused Obvious Injury (B) 6 Caused Possible Injury (C) 0 Caused Fatality (K) 21 Caused Property Damage Only (PDO) | 0 Fatal Crashes 0 Fatalities | 9 Injury Crashes 12 Injuries | 0 Crashes | 1 Crashes | 0 Crashes |

| Weather Conditions | Driver Condition | Road Type | Urban/Rural Area |
|--|--|--|-------------------------------------|
| 29 Clear 3 Cloudy 2 Rain 0 Fog, Smog, Smoke 0 Sleet, Hail, Freezing Rain/Drizzle 0 Snow 0 Severe Crosswinds 0 Other | 30 Apparently Normal 0 Fatigue 0 Fell Asleep, Fainted, Loss of Consciousness 0 Illness 0 Impairment Due to Medication, Drugs, Alcohol 0 Medical Condition 0 Other Physical Impairment 3 Unknown | 0 Interstate 13 US Highway 5 NC State Highway 0 Secondary Road 9 Local Road 7 Private or Other Road | 8 Urban Crashes 26 Rural Crashes |

| Crash Type | | |
|---|--|---|
| 3 Anqle 0 Animal 5 Backing Up 4 Fixed Object 0 Head On 0 Jackknife 0 Left Turn, Diff. Road 1 Left Turn, Same Road 1 Right Turn, Diff. Road 0 Right Turn, Same Road | 10 Rear End, Slow/Stop 0 Rear End, Turning 0 Rollover 1 Run Off Road, Left 1 Run Off Road, Right 0 Run Off Road, Straight 1 Parked Vehicle 0 Pedalcyclist 1 Pedestrian 0 Movable Object | 2 Sideswipe, Same Direction 3 Sideswipe, Opposite Direction 0 Railroad, Engine/Train 1 Other Collision 0 Other Non-Collision 0 Unknown |



Summary Report of All Crashes by County

CASWELL

NC State Highway Patrol Troop:

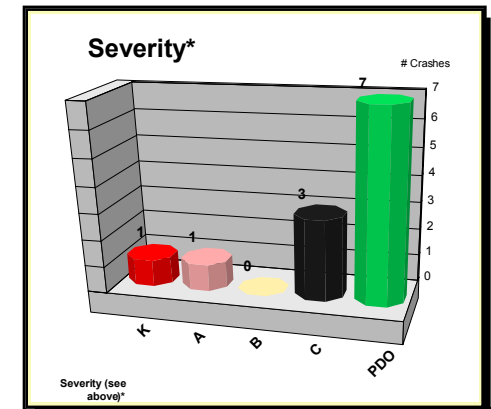
D

 District: **D4**

| Total Crashes | Severity* <small>(see Severity chart below)</small> | Fatalities | Injuries | Alcohol Involved | Speed Involved | In Work Zone |
|---------------|--|---------------------------------|--------------------------------|------------------|----------------|--------------|
| 12 | 1 Caused Disabling Injury 0 Caused Obvious Injury (B) 3 Caused Possible Injury (C) 1 Caused Fatality (K) 7 Caused Property Damage Only (PDO) | 1 Fatal Crashes 1 Fatalities | 5 Injury Crashes 7 Injuries | 0 Crashes | 1 Crashes | 0 Crashes |

| Weather Conditions | Driver Condition | Road Type | Urban/Rural Area |
|--|--|---|-------------------------------------|
| 10 Clear 1 Cloudy 1 Rain 0 Fog, Smog, Smoke 0 Sleet, Hail, Freezing Rain/Drizzle 0 Snow 0 Severe Crosswinds 0 Other | 10 Apparently Normal 0 Fatigue 0 Fell Asleep, Fainted, Loss of Consciousness 0 Illness 0 Impairment Due to Medication, Drugs, Alcohol 0 Medical Condition 0 Other Physical Impairment 2 Unknown | 0 Interstate 1 US Highway 7 NC State Highway 0 Secondary Road 0 Local Road 4 Private or Other Road | 0 Urban Crashes 12 Rural Crashes |

| Crash Type | | |
|---|---|---|
| 2 Anqle 0 Animal 1 Backing Up 1 Fixed Object 1 Head On 0 Jackknife 0 Left Turn, Diff. Road 1 Left Turn, Same Road 0 Right Turn, Diff. Road 1 Right Turn, Same Road | 1 Rear End, Slow/Stop 0 Rear End, Turning 1 Rollover 0 Run Off Road, Left 1 Run Off Road, Right 0 Run Off Road, Straight 0 Parked Vehicle 0 Pedalcyclist 0 Pedestrian 0 Movable Object | 0 Sideswipe, Same Direction 1 Sideswipe, Opposite Direction 0 Railroad, Engine/Train 0 Other Collision 1 Other Non-Collision 0 Unknown |



Summary Report of All Crashes by County

CATAWBA

NC State Highway Patrol Troop:

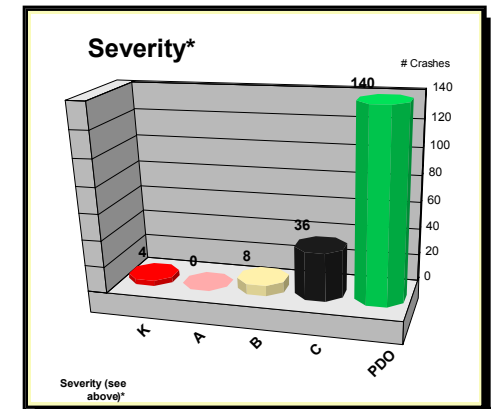
F

 District: **F7**

| Total Crashes | Severity* <small>(see Severity chart below)</small> | Fatalities | Injuries | Alcohol Involved | Speed Involved | In Work Zone |
|---------------|--|---|--|------------------|------------------|------------------|
| 190 | 0 Caused Disabling Injury 8 Caused Obvious Injury (B) 36 Caused Possible Injury (C) 4 Caused Fatality (K) 140 Caused Property Damage Only (PDO) | 4 Fatal Crashes 5 Fatalities | 46 Injury Crashes 65 Injuries | 0 Crashes | 1 Crashes | 4 Crashes |

| Weather Conditions | Driver Condition | Road Type | Urban/Rural Area |
|---|--|--|---|
| 142 Clear 25 Cloudy 15 Rain 1 Fog, Smog, Smoke 1 Sleet, Hail, Freezing Rain/Drizzle 5 Snow 0 Severe Crosswinds 0 Other | 169 Apparently Normal 0 Fatigue 1 Fell Asleep, Fainted, Loss of Consciousness 0 Illness 1 Impairment Due to Medication, Drugs, Alcohol 0 Medical Condition 0 Other Physical Impairment 19 Unknown | 44 Interstate 27 US Highway 19 NC State Highway 0 Secondary Road 76 Local Road 24 Private or Other Road | 114 Urban Crashes 76 Rural Crashes |

| Crash Type | | |
|--|--|--|
| 23 Angle 0 Animal 11 Backing Up 15 Fixed Object 3 Head On 0 Jackknife 6 Left Turn, Diff. Road 6 Left Turn, Same Road 2 Right Turn, Diff. Road 2 Right Turn, Same Road | 45 Rear End, Slow/Stop 1 Rear End, Turning 4 Rollover 2 Run Off Road, Left 8 Run Off Road, Right 1 Run Off Road, Straight 1 Parked Vehicle 0 Pedalcyclist 2 Pedestrian 7 Movable Object | 34 Sideswipe, Same Direction 8 Sideswipe, Opposite Direction 0 Railroad, Engine/Train 4 Other Collision 4 Other Non-Collision 1 Unknown |



Summary Report of All Crashes by County

CHATHAM

NC State Highway Patrol Troop:

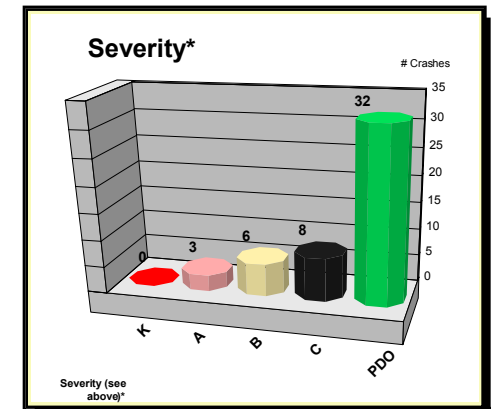
D

 District: **D4**

| Total Crashes | Severity* <small>(see Severity chart below)</small> | Fatalities | Injuries | Alcohol Involved | Speed Involved | In Work Zone |
|---------------|--|---|--|------------------|------------------|------------------|
| 50 | 3 Caused Disabling Injury 6 Caused Obvious Injury (B) 8 Caused Possible Injury (C) 0 Caused Fatality (K) 32 Caused Property Damage Only (PDO) | 0 Fatal Crashes 0 Fatalities | 17 Injury Crashes 24 Injuries | 0 Crashes | 0 Crashes | 1 Crashes |

| Weather Conditions | Driver Condition | Road Type | Urban/Rural Area |
|--|--|--|---|
| 41 Clear 6 Cloudy 2 Rain 0 Fog, Smog, Smoke 0 Sleet, Hail, Freezing Rain/Drizzle 0 Snow 1 Severe Crosswinds 0 Other | 44 Apparently Normal 0 Fatigue 1 Fell Asleep, Fainted, Loss of Consciousness 0 Illness 1 Impairment Due to Medication, Drugs, Alcohol 0 Medical Condition 0 Other Physical Impairment 4 Unknown | 0 Interstate 17 US Highway 4 NC State Highway 0 Secondary Road 13 Local Road 16 Private or Other Road | 8 Urban Crashes 42 Rural Crashes |

| Crash Type | | |
|--|---|---|
| 2 Anqle 3 Animal 0 Backing Up 10 Fixed Object 0 Head On 1 Jackknife 7 Left Turn, Diff. Road 1 Left Turn, Same Road 0 Right Turn, Diff. Road 2 Right Turn, Same Road | 7 Rear End, Slow/Stop 2 Rear End, Turning 1 Rollover 0 Run Off Road, Left 1 Run Off Road, Right 0 Run Off Road, Straight 1 Parked Vehicle 0 Pedalcyclist 0 Pedestrian 2 Movable Object | 6 Sideswipe, Same Direction 1 Sideswipe, Opposite Direction 0 Railroad, Engine/Train 1 Other Collision 2 Other Non-Collision 0 Unknown |



Summary Report of All Crashes by County

CHEROKEE

NC State Highway Patrol Troop:

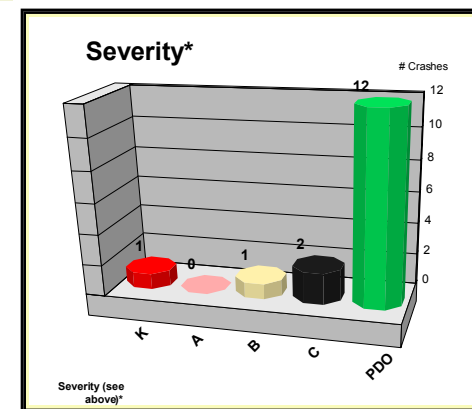
G

 District: **G8**

| Total Crashes | Severity* <small>(see Severity chart below)</small> | Fatalities | Injuries | Alcohol Involved | Speed Involved | In Work Zone |
|---------------|---|---------------------------------|--------------------------------|------------------|----------------|--------------|
| 16 | 0 Caused Disabling Injury 1 Caused Obvious Injury (B) 2 Caused Possible Injury (C) 1 Caused Fatality (K) 12 Caused Property Damage Only (PDO) | 1 Fatal Crashes 2 Fatalities | 4 Injury Crashes 9 Injuries | 0 Crashes | 0 Crashes | 0 Crashes |

| Weather Conditions | Driver Condition | Road Type | Urban/Rural Area |
|--|--|--|-------------------------------------|
| 10 Clear 3 Cloudy 2 Rain 0 Fog, Smog, Smoke 0 Sleet, Hail, Freezing Rain/Drizzle 1 Snow 0 Severe Crosswinds 0 Other | 15 Apparently Normal 0 Fatigue 0 Fell Asleep, Fainted, Loss of Consciousness 0 Illness 0 Impairment Due to Medication, Drugs, Alcohol 0 Medical Condition 0 Other Physical Impairment 1 Unknown | 0 Interstate 10 US Highway 0 NC State Highway 0 Secondary Road 2 Local Road 4 Private or Other Road | 0 Urban Crashes 16 Rural Crashes |

| Crash Type | | |
|---|---|---|
| 1 Anqle 1 Animal 1 Backing Up 0 Fixed Object 1 Head On 0 Jackknife 0 Left Turn, Diff. Road 0 Left Turn, Same Road 0 Right Turn, Diff. Road 0 Right Turn, Same Road | 3 Rear End, Slow/Stop 1 Rear End, Turning 3 Rollover 0 Run Off Road, Left 0 Run Off Road, Right 0 Run Off Road, Straight 0 Parked Vehicle 0 Pedalcyclist 0 Pedestrian 0 Movable Object | 1 Sideswipe, Same Direction 3 Sideswipe, Opposite Direction 0 Railroad, Engine/Train 1 Other Collision 0 Other Non-Collision 0 Unknown |



Summary Report of All Crashes by County
CHOWAN

NC State Highway Patrol Troop:

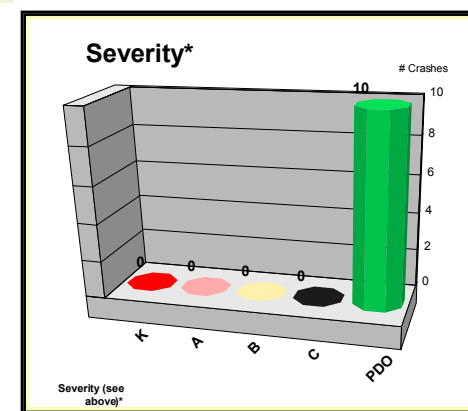
A

 District: **A1**

| Total Crashes | Severity* <small>(see Severity chart below)</small> | Fatalities | Injuries | Alcohol Involved | Speed Involved | In Work Zone |
|---------------|--|---------------------------------|--------------------------------|------------------|----------------|--------------|
| 10 | 0 Caused Disabling Injury 0 Caused Obvious Injury (B) 0 Caused Possible Injury (C) 0 Caused Fatality (K) 10 Caused Property Damage Only (PDO) | 0 Fatal Crashes 0 Fatalities | 0 Injury Crashes 0 Injuries | 0 Crashes | 0 Crashes | 0 Crashes |

| Weather Conditions | Driver Condition | Road Type | Urban/Rural Area |
|---|---|---|--|
| 8 Clear 0 Cloudy 1 Rain 0 Fog, Smog, Smoke 0 Sleet, Hail, Freezing Rain/Drizzle 0 Snow 1 Severe Crosswinds 0 Other | 9 Apparently Normal 0 Fatigue 0 Fell Asleep, Fainted, Loss of Consciousness 0 Illness 0 Impairment Due to Medication, Drugs, Alcohol 0 Medical Condition 0 Other Physical Impairment 1 Unknown | 0 Interstate 3 US Highway 3 NC State Highway 0 Secondary Road 4 Local Road 0 Private or Other Road | 4 Urban Crashes 6 Rural Crashes |

| Crash Type | | |
|---|---|---|
| 0 Anqle 1 Animal 0 Backing Up 2 Fixed Object 0 Head On 0 Jackknife 0 Left Turn, Diff. Road 2 Left Turn, Same Road 0 Right Turn, Diff. Road 0 Right Turn, Same Road | 1 Rear End, Slow/Stop 0 Rear End, Turning 1 Rollover 0 Run Off Road, Left 0 Run Off Road, Right 0 Run Off Road, Straight 0 Parked Vehicle 0 Pedalcyclist 0 Pedestrian 1 Movable Object | 1 Sideswipe, Same Direction 1 Sideswipe, Opposite Direction 0 Railroad, Engine/Train 0 Other Collision 0 Other Non-Collision 0 Unknown |



Summary Report of All Crashes by County
CLAY

NC State Highway Patrol Troop:

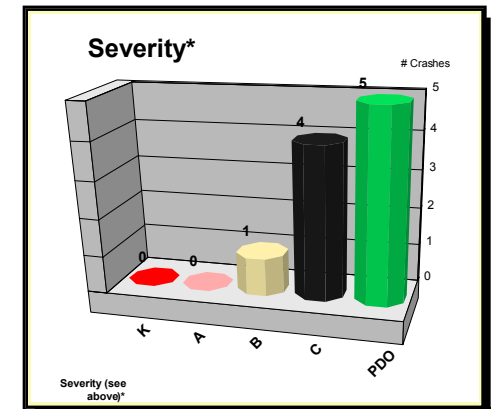
G

 District: **G8**

| Total Crashes | Severity* <small>(see Severity chart below)</small> | Fatalities | Injuries | Alcohol Involved | Speed Involved | In Work Zone |
|---------------|--|---------------------------------|--------------------------------|------------------|----------------|--------------|
| 10 | 0 Caused Disabling Injury 1 Caused Obvious Injury (B) 4 Caused Possible Injury (C) 0 Caused Fatality (K) 5 Caused Property Damage Only (PDO) | 0 Fatal Crashes 0 Fatalities | 5 Injury Crashes 5 Injuries | 0 Crashes | 0 Crashes | 2 Crashes |

| Weather Conditions | Driver Condition | Road Type | Urban/Rural Area |
|---|---|---|-------------------------------------|
| 8 Clear 1 Cloudy 0 Rain 0 Fog, Smog, Smoke 0 Sleet, Hail, Freezing Rain/Drizzle 1 Snow 0 Severe Crosswinds 0 Other | 8 Apparently Normal 0 Fatigue 1 Fell Asleep, Fainted, Loss of Consciousness 0 Illness 1 Impairment Due to Medication, Drugs, Alcohol 0 Medical Condition 0 Other Physical Impairment 0 Unknown | 0 Interstate 6 US Highway 2 NC State Highway 0 Secondary Road 0 Local Road 2 Private or Other Road | 0 Urban Crashes 10 Rural Crashes |

| Crash Type | | |
|---|---|---|
| 0 Anqle 0 Animal 0 Backing Up 5 Fixed Object 1 Head On 0 Jackknife 0 Left Turn, Diff. Road 0 Left Turn, Same Road 1 Right Turn, Diff. Road 0 Right Turn, Same Road | 1 Rear End, Slow/Stop 0 Rear End, Turning 1 Rollover 0 Run Off Road, Left 0 Run Off Road, Right 0 Run Off Road, Straight 0 Parked Vehicle 0 Pedalcyclist 0 Pedestrian 0 Movable Object | 1 Sideswipe, Same Direction 0 Sideswipe, Opposite Direction 0 Railroad, Engine/Train 0 Other Collision 0 Other Non-Collision 0 Unknown |



Summary Report of All Crashes by County
CLEVELAND

NC State Highway Patrol Troop:

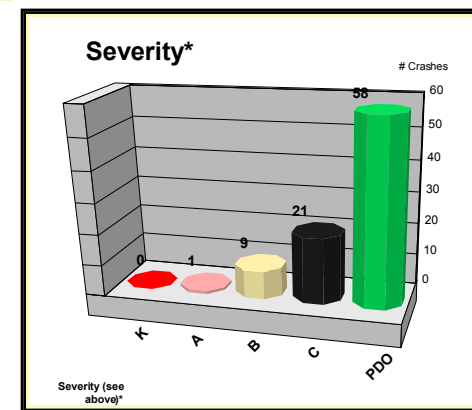
H

 District: **H7**

| Total Crashes | Severity* <small>(see Severity chart below)</small> | Fatalities | Injuries | Alcohol Involved | Speed Involved | In Work Zone |
|---------------|---|---|--|------------------|------------------|------------------|
| 92 | 1 Caused Disabling Injury 9 Caused Obvious Injury (B) 21 Caused Possible Injury (C) 0 Caused Fatality (K) 58 Caused Property Damage Only (PDO) | 0 Fatal Crashes 0 Fatalities | 31 Injury Crashes 49 Injuries | 0 Crashes | 0 Crashes | 1 Crashes |

| Weather Conditions | Driver Condition | Road Type | Urban/Rural Area |
|---|--|---|--|
| 70 Clear 14 Cloudy 5 Rain 1 Fog, Smog, Smoke 1 Sleet, Hail, Freezing Rain/Drizzle 1 Snow 0 Severe Crosswinds 0 Other | 81 Apparently Normal 0 Fatigue 1 Fell Asleep, Fainted, Loss of Consciousness 0 Illness 2 Impairment Due to Medication, Drugs, Alcohol 0 Medical Condition 0 Other Physical Impairment 8 Unknown | 16 Interstate 16 US Highway 15 NC State Highway 1 Secondary Road 35 Local Road 9 Private or Other Road | 48 Urban Crashes 44 Rural Crashes |

| Crash Type | | |
|---|--|--|
| 16 Anqle 4 Animal 3 Backing Up 10 Fixed Object 2 Head On 1 Jackknife 3 Left Turn, Diff. Road 1 Left Turn, Same Road 0 Right Turn, Diff. Road 2 Right Turn, Same Road | 19 Rear End, Slow/Stop 0 Rear End, Turning 3 Rollover 1 Run Off Road, Left 5 Run Off Road, Right 1 Run Off Road, Straight 2 Parked Vehicle 0 Pedalcyclist 1 Pedestrian 2 Movable Object | 10 Sideswipe, Same Direction 3 Sideswipe, Opposite Direction 0 Railroad, Engine/Train 1 Other Collision 1 Other Non-Collision 1 Unknown |



Summary Report of All Crashes by County
COLUMBUS

NC State Highway Patrol Troop:

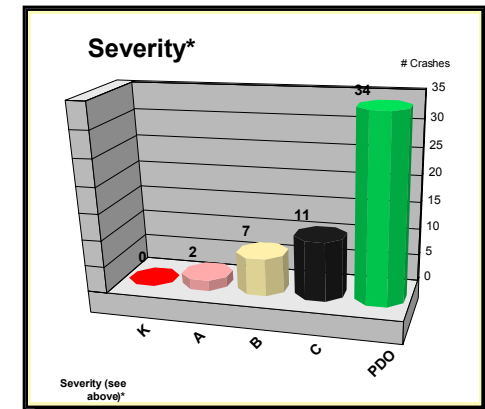
B

 District: **B2**

| Total Crashes | Severity* (see Severity chart below) | Fatalities | Injuries | Alcohol Involved | Speed Involved | In Work Zone |
|---------------|--|---------------------------------|----------------------------------|------------------|----------------|--------------|
| 55 | 2 Caused Disabling Injury 7 Caused Obvious Injury (B) 11 Caused Possible Injury (C) 0 Caused Fatality (K) 34 Caused Property Damage Only (PDO) | 0 Fatal Crashes 0 Fatalities | 20 Injury Crashes 30 Injuries | 0 Crashes | 1 Crashes | 1 Crashes |

| Weather Conditions | Driver Condition | Road Type | Urban/Rural Area |
|--|--|--|-------------------------------------|
| 45 Clear 7 Cloudy 2 Rain 1 Fog, Smog, Smoke 0 Sleet, Hail, Freezing Rain/Drizzle 0 Snow 0 Severe Crosswinds 0 Other | 51 Apparently Normal 0 Fatigue 1 Fell Asleep, Fainted, Loss of Consciousness 0 Illness 0 Impairment Due to Medication, Drugs, Alcohol 0 Medical Condition 0 Other Physical Impairment 3 Unknown | 0 Interstate 22 US Highway 14 NC State Highway 0 Secondary Road 7 Local Road 12 Private or Other Road | 5 Urban Crashes 50 Rural Crashes |

| Crash Type | | |
|--|---|---|
| 14 Anqle 2 Animal 2 Backing Up 5 Fixed Object 0 Head On 0 Jackknife 1 Left Turn, Diff. Road 3 Left Turn, Same Road 1 Right Turn, Diff. Road 4 Right Turn, Same Road | 8 Rear End, Slow/Stop 2 Rear End, Turning 1 Rollover 0 Run Off Road, Left 1 Run Off Road, Right 0 Run Off Road, Straight 0 Parked Vehicle 0 Pedalcyclist 0 Pedestrian 1 Movable Object | 4 Sideswipe, Same Direction 2 Sideswipe, Opposite Direction 0 Railroad, Engine/Train 0 Other Collision 4 Other Non-Collision 0 Unknown |



Summary Report of All Crashes by County
CRAVEN

NC State Highway Patrol Troop:

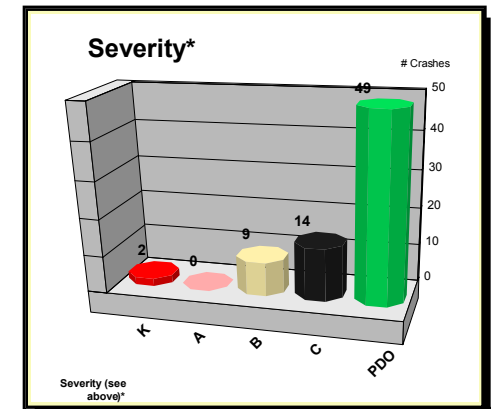
A

 District: **A1**

| Total Crashes | Severity* <small>(see Severity chart below)</small> | Fatalities | Injuries | Alcohol Involved | Speed Involved | In Work Zone |
|---------------|--|---------------------------------|----------------------------------|------------------|----------------|--------------|
| 75 | 0 Caused Disabling Injury 9 Caused Obvious Injury (B) 14 Caused Possible Injury (C) 2 Caused Fatality (K) 49 Caused Property Damage Only (PDO) | 2 Fatal Crashes 2 Fatalities | 25 Injury Crashes 44 Injuries | 0 Crashes | 0 Crashes | 1 Crashes |

| Weather Conditions | Driver Condition | Road Type | Urban/Rural Area |
|---|--|---|--------------------------------------|
| 51 Clear 12 Cloudy 9 Rain 0 Fog, Smog, Smoke 2 Sleet, Hail, Freezing Rain/Drizzle 1 Snow 0 Severe Crosswinds 0 Other | 73 Apparently Normal 0 Fatigue 0 Fell Asleep, Fainted, Loss of Consciousness 0 Illness 0 Impairment Due to Medication, Drugs, Alcohol 0 Medical Condition 0 Other Physical Impairment 2 Unknown | 0 Interstate 34 US Highway 12 NC State Highway 0 Secondary Road 14 Local Road 15 Private or Other Road | 28 Urban Crashes 47 Rural Crashes |

| Crash Type | | |
|---|--|--|
| 5 Anqle 5 Animal 1 Backing Up 3 Fixed Object 2 Head On 1 Jackknife 3 Left Turn, Diff. Road 2 Left Turn, Same Road 0 Right Turn, Diff. Road 3 Right Turn, Same Road | 19 Rear End, Slow/Stop 0 Rear End, Turning 2 Rollover 1 Run Off Road, Left 0 Run Off Road, Right 0 Run Off Road, Straight 2 Parked Vehicle 0 Pedalcyclist 0 Pedestrian 2 Movable Object | 14 Sideswipe, Same Direction 6 Sideswipe, Opposite Direction 1 Railroad, Engine/Train 2 Other Collision 1 Other Non-Collision 0 Unknown |



Summary Report of All Crashes by County
CUMBERLAND

NC State Highway Patrol Troop:

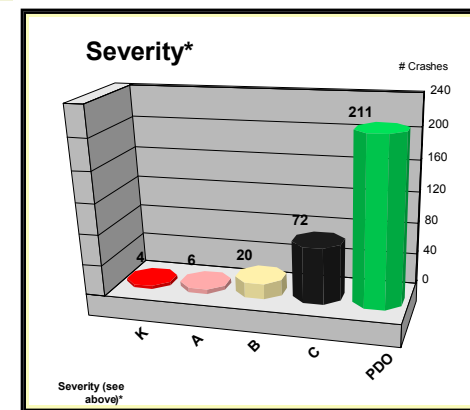
B

 District: **B2**

| Total Crashes | Severity* (see Severity chart below) | Fatalities | Injuries | Alcohol Involved | Speed Involved | In Work Zone |
|---------------|---|---|--|------------------|------------------|------------------|
| 319 | 6 Caused Disabling Injury 20 Caused Obvious Injury (B) 72 Caused Possible Injury (C) 4 Caused Fatality (K) 211 Caused Property Damage Only (PDO) | 4 Fatal Crashes 4 Fatalities | 100 Injury Crashes 182 Injuries | 0 Crashes | 2 Crashes | 4 Crashes |

| Weather Conditions | Driver Condition | Road Type | Urban/Rural Area |
|---|--|---|--|
| 233 Clear 64 Cloudy 15 Rain 1 Fog, Smog, Smoke 2 Sleet, Hail, Freezing Rain/Drizzle 4 Snow 0 Severe Crosswinds 0 Other | 299 Apparently Normal 0 Fatigue 0 Fell Asleep, Fainted, Loss of Consciousness 0 Illness 0 Impairment Due to Medication, Drugs, Alcohol 0 Medical Condition 0 Other Physical Impairment 20 Unknown | 43 Interstate 13 US Highway 23 NC State Highway 0 Secondary Road 213 Local Road 27 Private or Other Road | 217 Urban Crashes 102 Rural Crashes |

| Crash Type | | |
|--|--|--|
| 47 Anqle 3 Animal 10 Backing Up 16 Fixed Object 4 Head On 0 Jackknife 13 Left Turn, Diff. Road 14 Left Turn, Same Road 12 Right Turn, Diff. Road 13 Right Turn, Same Road | 70 Rear End, Slow/Stop 3 Rear End, Turning 6 Rollover 1 Run Off Road, Left 4 Run Off Road, Right 0 Run Off Road, Straight 6 Parked Vehicle 1 Pedalcyclist 0 Pedestrian 8 Movable Object | 72 Sideswipe, Same Direction 9 Sideswipe, Opposite Direction 0 Railroad, Engine/Train 2 Other Collision 5 Other Non-Collision 0 Unknown |



Summary Report of All Crashes by County

CURRITUCK

NC State Highway Patrol Troop:

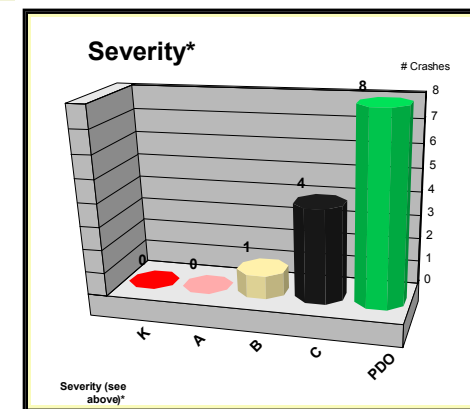
A

 District: **A1**

| Total Crashes | Severity* <small>(see Severity chart below)</small> | Fatalities | Injuries | Alcohol Involved | Speed Involved | In Work Zone |
|---------------|--|---|--|---|---|---|
| 13 | <ul style="list-style-type: none"> 0 Caused Disabling Injury 1 Caused Obvious Injury (B) 4 Caused Possible Injury (C) 0 Caused Fatality (K) 8 Caused Property Damage Only (PDO) | <ul style="list-style-type: none"> 0 Fatal Crashes 0 Fatalities | <ul style="list-style-type: none"> 5 Injury Crashes 6 Injuries | <ul style="list-style-type: none"> 0 Crashes | <ul style="list-style-type: none"> 0 Crashes | <ul style="list-style-type: none"> 0 Crashes |

| Weather Conditions | Driver Condition | Road Type | Urban/Rural Area |
|---|--|---|---|
| <ul style="list-style-type: none"> 8 Clear 4 Cloudy 1 Rain 0 Fog, Smog, Smoke 0 Sleet, Hail, Freezing Rain/Drizzle 0 Snow 0 Severe Crosswinds 0 Other | <ul style="list-style-type: none"> 12 Apparently Normal 0 Fatigue 0 Fell Asleep, Fainted, Loss of Consciousness 0 Illness 0 Impairment Due to Medication, Drugs, Alcohol 1 Medical Condition 0 Other Physical Impairment 0 Unknown | <ul style="list-style-type: none"> 0 Interstate 6 US Highway 5 NC State Highway 0 Secondary Road 1 Local Road 1 Private or Other Road | <ul style="list-style-type: none"> 0 Urban Crashes 13 Rural Crashes |

| Crash Type | | |
|---|---|---|
| <ul style="list-style-type: none"> 0 Anqle 3 Animal 0 Backing Up 2 Fixed Object 0 Head On 0 Jackknife 0 Left Turn, Diff. Road 0 Left Turn, Same Road 0 Right Turn, Diff. Road 3 Right Turn, Same Road | <ul style="list-style-type: none"> 2 Rear End, Slow/Stop 0 Rear End, Turning 2 Rollover 0 Run Off Road, Left 0 Run Off Road, Right 0 Run Off Road, Straight 0 Parked Vehicle 0 Pedalcyclist 0 Pedestrian 0 Movable Object | <ul style="list-style-type: none"> 1 Sideswipe, Same Direction 0 Sideswipe, Opposite Direction 0 Railroad, Engine/Train 0 Other Collision 0 Other Non-Collision 0 Unknown |



Summary Report of All Crashes by County

DARE

NC State Highway Patrol Troop:

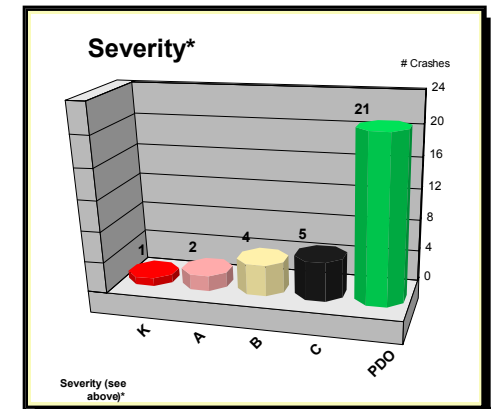
A

 District: **A1**

| Total Crashes | Severity* <small>(see Severity chart below)</small> | Fatalities | Injuries | Alcohol Involved | Speed Involved | In Work Zone |
|---------------|---|---------------------------------|----------------------------------|------------------|----------------|--------------|
| 33 | 2 Caused Disabling Injury 4 Caused Obvious Injury (B) 5 Caused Possible Injury (C) 1 Caused Fatality (K) 21 Caused Property Damage Only (PDO) | 1 Fatal Crashes 1 Fatalities | 12 Injury Crashes 21 Injuries | 0 Crashes | 0 Crashes | 1 Crashes |

| Weather Conditions | Driver Condition | Road Type | Urban/Rural Area |
|--|--|--|-------------------------------------|
| 25 Clear 7 Cloudy 1 Rain 0 Fog, Smog, Smoke 0 Sleet, Hail, Freezing Rain/Drizzle 0 Snow 0 Severe Crosswinds 0 Other | 32 Apparently Normal 0 Fatigue 0 Fell Asleep, Fainted, Loss of Consciousness 0 Illness 0 Impairment Due to Medication, Drugs, Alcohol 0 Medical Condition 0 Other Physical Impairment 1 Unknown | 0 Interstate 16 US Highway 9 NC State Highway 0 Secondary Road 7 Local Road 1 Private or Other Road | 6 Urban Crashes 27 Rural Crashes |

| Crash Type | | |
|---|---|---|
| 4 Anqle 1 Animal 3 Backing Up 2 Fixed Object 1 Head On 1 Jackknife 4 Left Turn, Diff. Road 1 Left Turn, Same Road 1 Right Turn, Diff. Road 0 Right Turn, Same Road | 8 Rear End, Slow/Stop 0 Rear End, Turning 0 Rollover 0 Run Off Road, Left 0 Run Off Road, Right 0 Run Off Road, Straight 0 Parked Vehicle 0 Pedalcyclist 0 Pedestrian 0 Movable Object | 5 Sideswipe, Same Direction 0 Sideswipe, Opposite Direction 0 Railroad, Engine/Train 0 Other Collision 2 Other Non-Collision 0 Unknown |



Summary Report of All Crashes by County

DAVIDSON

NC State Highway Patrol Troop:

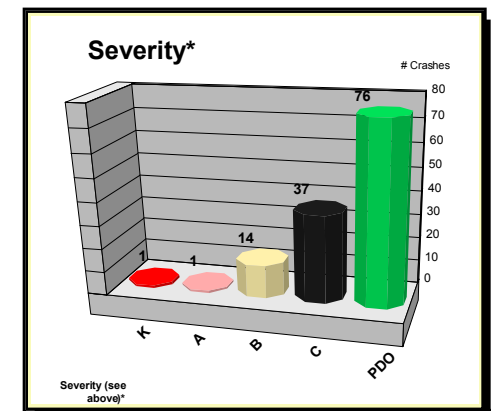
E

 District: **E5**

| Total Crashes | Severity* <small>(see Severity chart below)</small> | Fatalities | Injuries | Alcohol Involved | Speed Involved | In Work Zone |
|---------------|--|---|--|------------------|------------------|------------------|
| 131 | 1 Caused Disabling Injury 14 Caused Obvious Injury (B) 37 Caused Possible Injury (C) 1 Caused Fatality (K) 76 Caused Property Damage Only (PDO) | 1 Fatal Crashes 1 Fatalities | 52 Injury Crashes 92 Injuries | 0 Crashes | 1 Crashes | 3 Crashes |

| Weather Conditions | Driver Condition | Road Type | Urban/Rural Area |
|--|---|--|--|
| 91 Clear 13 Cloudy 18 Rain 0 Fog, Smog, Smoke 5 Sleet, Hail, Freezing Rain/Drizzle 3 Snow 0 Severe Crosswinds 1 Other | 119 Apparently Normal 0 Fatigue 0 Fell Asleep, Fainted, Loss of Consciousness 0 Illness 1 Impairment Due to Medication, Drugs, Alcohol 2 Medical Condition 0 Other Physical Impairment 9 Unknown | 47 Interstate 20 US Highway 11 NC State Highway 0 Secondary Road 35 Local Road 18 Private or Other Road | 56 Urban Crashes 75 Rural Crashes |

| Crash Type | | |
|---|--|--|
| 17 Anqle 5 Animal 3 Backing Up 12 Fixed Object 3 Head On 0 Jackknife 7 Left Turn, Diff. Road 1 Left Turn, Same Road 1 Right Turn, Diff. Road 1 Right Turn, Same Road | 19 Rear End, Slow/Stop 1 Rear End, Turning 5 Rollover 3 Run Off Road, Left 4 Run Off Road, Right 0 Run Off Road, Straight 5 Parked Vehicle 0 Pedalcyclist 0 Pedestrian 3 Movable Object | 30 Sideswipe, Same Direction 5 Sideswipe, Opposite Direction 0 Railroad, Engine/Train 3 Other Collision 3 Other Non-Collision 0 Unknown |



Summary Report of All Crashes by County

DAVIE

NC State Highway Patrol Troop:

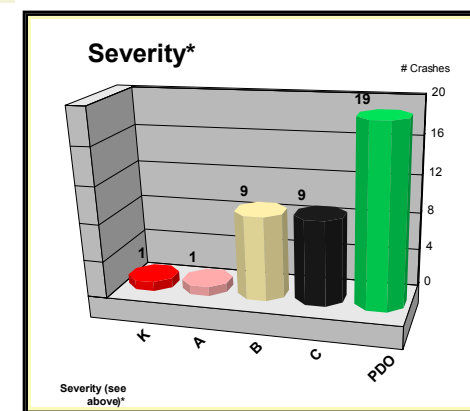
E

 District: **E5**

| Total Crashes | Severity* <small>(see Severity chart below)</small> | Fatalities | Injuries | Alcohol Involved | Speed Involved | In Work Zone |
|---------------|---|---------------------------------|----------------------------------|------------------|----------------|--------------|
| 40 | 1 Caused Disabling Injury 9 Caused Obvious Injury (B) 9 Caused Possible Injury (C) 1 Caused Fatality (K) 19 Caused Property Damage Only (PDO) | 1 Fatal Crashes 1 Fatalities | 19 Injury Crashes 29 Injuries | 0 Crashes | 0 Crashes | 1 Crashes |

| Weather Conditions | Driver Condition | Road Type | Urban/Rural Area |
|--|--|---|-------------------------------------|
| 28 Clear 7 Cloudy 2 Rain 0 Fog, Smog, Smoke 3 Sleet, Hail, Freezing Rain/Drizzle 0 Snow 0 Severe Crosswinds 0 Other | 38 Apparently Normal 0 Fatigue 0 Fell Asleep, Fainted, Loss of Consciousness 0 Illness 0 Impairment Due to Medication, Drugs, Alcohol 0 Medical Condition 0 Other Physical Impairment 2 Unknown | 11 Interstate 21 US Highway 4 NC State Highway 0 Secondary Road 1 Local Road 3 Private or Other Road | 0 Urban Crashes 40 Rural Crashes |

| Crash Type | | |
|---|---|---|
| 2 Anqle 2 Animal 1 Backing Up 6 Fixed Object 0 Head On 1 Jackknife 3 Left Turn, Diff. Road 2 Left Turn, Same Road 1 Right Turn, Diff. Road 2 Right Turn, Same Road | 8 Rear End, Slow/Stop 1 Rear End, Turning 4 Rollover 0 Run Off Road, Left 1 Run Off Road, Right 0 Run Off Road, Straight 1 Parked Vehicle 0 Pedalcyclist 0 Pedestrian 1 Movable Object | 3 Sideswipe, Same Direction 1 Sideswipe, Opposite Direction 0 Railroad, Engine/Train 0 Other Collision 0 Other Non-Collision 0 Unknown |



Summary Report of All Crashes by County

DUPLIN

NC State Highway Patrol Troop:

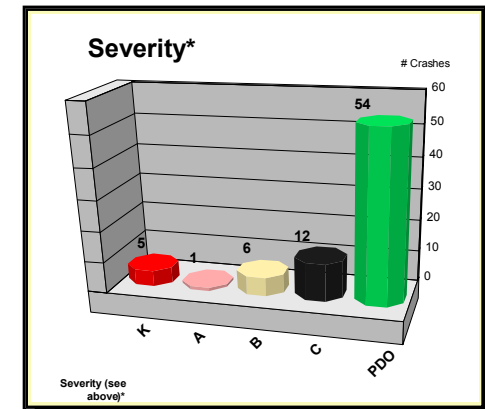
B

 District: **B2**

| Total Crashes | Severity* <small>(see Severity chart below)</small> | Fatalities | Injuries | Alcohol Involved | Speed Involved | In Work Zone |
|---------------|--|---------------------------------|----------------------------------|------------------|----------------|--------------|
| 79 | 1 Caused Disabling Injury 6 Caused Obvious Injury (B) 12 Caused Possible Injury (C) 5 Caused Fatality (K) 54 Caused Property Damage Only (PDO) | 5 Fatal Crashes 5 Fatalities | 22 Injury Crashes 34 Injuries | 0 Crashes | 0 Crashes | 2 Crashes |

| Weather Conditions | Driver Condition | Road Type | Urban/Rural Area |
|---|--|---|-------------------------------------|
| 60 Clear 11 Cloudy 7 Rain 0 Fog, Smog, Smoke 0 Sleet, Hail, Freezing Rain/Drizzle 0 Snow 1 Severe Crosswinds 0 Other | 74 Apparently Normal 0 Fatigue 0 Fell Asleep, Fainted, Loss of Consciousness 0 Illness 0 Impairment Due to Medication, Drugs, Alcohol 0 Medical Condition 0 Other Physical Impairment 5 Unknown | 10 Interstate 15 US Highway 33 NC State Highway 0 Secondary Road 7 Local Road 14 Private or Other Road | 0 Urban Crashes 79 Rural Crashes |

| Crash Type | | |
|--|---|---|
| 7 Anqle 7 Animal 3 Backing Up 12 Fixed Object 1 Head On 0 Jackknife 3 Left Turn, Diff. Road 5 Left Turn, Same Road 1 Right Turn, Diff. Road 1 Right Turn, Same Road | 7 Rear End, Slow/Stop 1 Rear End, Turning 5 Rollover 1 Run Off Road, Left 0 Run Off Road, Right 0 Run Off Road, Straight 6 Parked Vehicle 0 Pedalcyclist 0 Pedestrian 3 Movable Object | 8 Sideswipe, Same Direction 5 Sideswipe, Opposite Direction 0 Railroad, Engine/Train 2 Other Collision 1 Other Non-Collision 0 Unknown |



Summary Report of All Crashes by County

DURHAM

NC State Highway Patrol Troop:

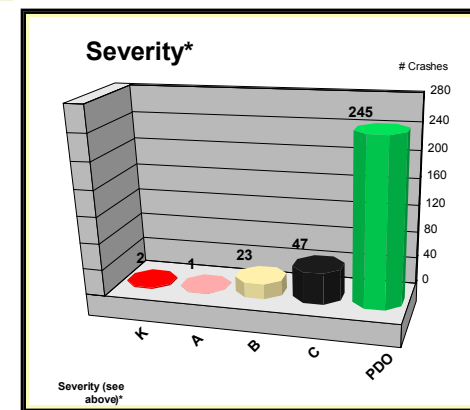
C

 District: **C4**

| Total Crashes | Severity* <small>(see Severity chart below)</small> | Fatalities | Injuries | Alcohol Involved | Speed Involved | In Work Zone |
|---------------|--|---------------------------------|-----------------------------------|------------------|----------------|--------------|
| 327 | 1 Caused Disabling Injury 23 Caused Obvious Injury (B) 47 Caused Possible Injury (C) 2 Caused Fatality (K) 245 Caused Property Damage Only (PDO) | 2 Fatal Crashes 2 Fatalities | 72 Injury Crashes 128 Injuries | 0 Crashes | 1 Crashes | 9 Crashes |

| Weather Conditions | Driver Condition | Road Type | Urban/Rural Area |
|--|---|--|---|
| 256 Clear 39 Cloudy 25 Rain 0 Fog, Smog, Smoke 1 Sleet, Hail, Freezing Rain/Drizzle 6 Snow 0 Severe Crosswinds 0 Other | 282 Apparently Normal 0 Fatigue 1 Fell Asleep, Fainted, Loss of Consciousness 1 Illness 3 Impairment Due to Medication, Drugs, Alcohol 0 Medical Condition 0 Other Physical Impairment 39 Unknown | 80 Interstate 11 US Highway 22 NC State Highway 2 Secondary Road 206 Local Road 5 Private or Other Road | 297 Urban Crashes 30 Rural Crashes |

| Crash Type | | |
|---|---|---|
| 65 Anqle 0 Animal 25 Backing Up 23 Fixed Object 2 Head On 3 Jackknife 7 Left Turn, Diff. Road 9 Left Turn, Same Road 1 Right Turn, Diff. Road 3 Right Turn, Same Road | 60 Rear End, Slow/Stop 4 Rear End, Turning 2 Rollover 6 Run Off Road, Left 6 Run Off Road, Right 0 Run Off Road, Straight 10 Parked Vehicle 0 Pedalcyclist 2 Pedestrian 4 Movable Object | 78 Sideswipe, Same Direction 8 Sideswipe, Opposite Direction 0 Railroad, Engine/Train 5 Other Collision 4 Other Non-Collision 0 Unknown |



Summary Report of All Crashes by County
EDGECOMBE

NC State Highway Patrol Troop:

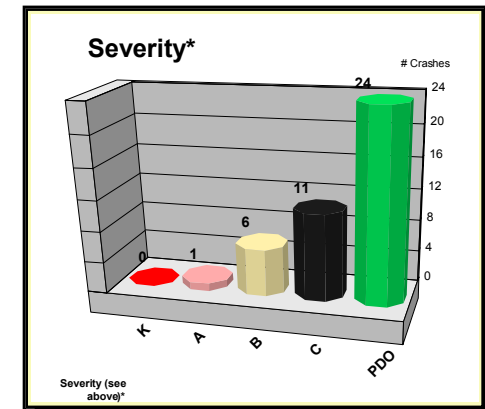
C

 District: **C3**

| Total Crashes | Severity* (see Severity chart below) | Fatalities | Injuries | Alcohol Involved | Speed Involved | In Work Zone |
|---------------|--|---------------------------------|----------------------------------|------------------|----------------|--------------|
| 45 | 1 Caused Disabling Injury 6 Caused Obvious Injury (B) 11 Caused Possible Injury (C) 0 Caused Fatality (K) 24 Caused Property Damage Only (PDO) | 0 Fatal Crashes 0 Fatalities | 18 Injury Crashes 23 Injuries | 0 Crashes | 0 Crashes | 0 Crashes |

| Weather Conditions | Driver Condition | Road Type | Urban/Rural Area |
|--|--|--|--------------------------------------|
| 32 Clear 5 Cloudy 5 Rain 0 Fog, Smog, Smoke 0 Sleet, Hail, Freezing Rain/Drizzle 3 Snow 0 Severe Crosswinds 0 Other | 38 Apparently Normal 1 Fatigue 0 Fell Asleep, Fainted, Loss of Consciousness 0 Illness 0 Impairment Due to Medication, Drugs, Alcohol 0 Medical Condition 0 Other Physical Impairment 6 Unknown | 0 Interstate 14 US Highway 11 NC State Highway 0 Secondary Road 15 Local Road 5 Private or Other Road | 15 Urban Crashes 30 Rural Crashes |

| Crash Type | | |
|---|---|---|
| 6 Anqle 4 Animal 2 Backing Up 6 Fixed Object 0 Head On 1 Jackknife 2 Left Turn, Diff. Road 3 Left Turn, Same Road 1 Right Turn, Diff. Road 3 Right Turn, Same Road | 5 Rear End, Slow/Stop 0 Rear End, Turning 1 Rollover 1 Run Off Road, Left 0 Run Off Road, Right 0 Run Off Road, Straight 0 Parked Vehicle 0 Pedalcyclist 0 Pedestrian 2 Movable Object | 4 Sideswipe, Same Direction 3 Sideswipe, Opposite Direction 0 Railroad, Engine/Train 0 Other Collision 1 Other Non-Collision 0 Unknown |



Summary Report of All Crashes by County
FORSYTH

NC State Highway Patrol Troop:

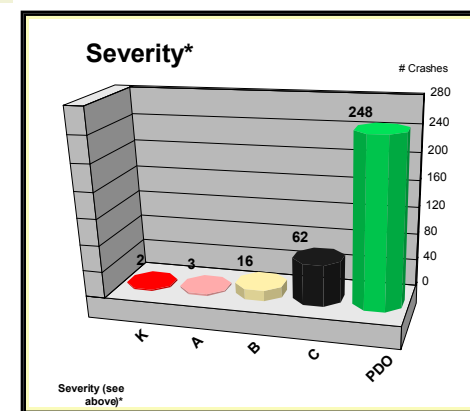
E

 District: **E5**

| Total Crashes | Severity* <small>(see Severity chart below)</small> | Fatalities | Injuries | Alcohol Involved | Speed Involved | In Work Zone |
|---------------|---|---|---|------------------|------------------|------------------|
| 336 | 3 Caused Disabling Injury 16 Caused Obvious Injury (B) 62 Caused Possible Injury (C) 2 Caused Fatality (K) 248 Caused Property Damage Only (PDO) | 2 Fatal Crashes 2 Fatalities | 82 Injury Crashes 115 Injuries | 0 Crashes | 2 Crashes | 2 Crashes |

| Weather Conditions | Driver Condition | Road Type | Urban/Rural Area |
|---|--|---|---|
| 242 Clear 61 Cloudy 19 Rain 1 Fog, Smog, Smoke 9 Sleet, Hail, Freezing Rain/Drizzle 4 Snow 0 Severe Crosswinds 0 Other | 307 Apparently Normal 1 Fatigue 1 Fell Asleep, Fainted, Loss of Consciousness 0 Illness 0 Impairment Due to Medication, Drugs, Alcohol 0 Medical Condition 0 Other Physical Impairment 27 Unknown | 48 Interstate 105 US Highway 9 NC State Highway 0 Secondary Road 159 Local Road 15 Private or Other Road | 298 Urban Crashes 38 Rural Crashes |

| Crash Type | | |
|--|---|--|
| 42 Anqle 2 Animal 18 Backing Up 27 Fixed Object 3 Head On 1 Jackknife 6 Left Turn, Diff. Road 8 Left Turn, Same Road 5 Right Turn, Diff. Road 9 Right Turn, Same Road | 89 Rear End, Slow/Stop 1 Rear End, Turning 0 Rollover 11 Run Off Road, Left 16 Run Off Road, Right 2 Run Off Road, Straight 6 Parked Vehicle 0 Pedalcyclist 1 Pedestrian 15 Movable Object | 62 Sideswipe, Same Direction 7 Sideswipe, Opposite Direction 0 Railroad, Engine/Train 3 Other Collision 2 Other Non-Collision 0 Unknown |



Summary Report of All Crashes by County

FRANKLIN

NC State Highway Patrol Troop:

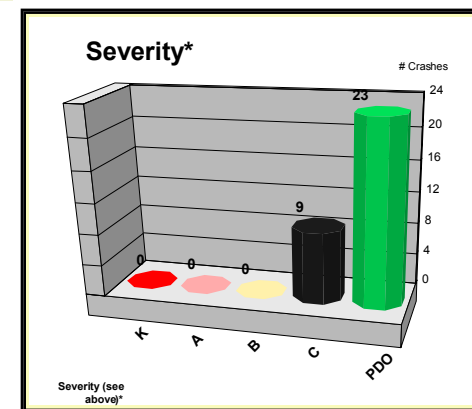
C

 District: **C3**

| Total Crashes | Severity* <small>(see Severity chart below)</small> | Fatalities | Injuries | Alcohol Involved | Speed Involved | In Work Zone |
|---------------|---|---------------------------------|---------------------------------|------------------|----------------|--------------|
| 32 | 0 Caused Disabling Injury 0 Caused Obvious Injury (B) 9 Caused Possible Injury (C) 0 Caused Fatality (K) 23 Caused Property Damage Only (PDO) | 0 Fatal Crashes 0 Fatalities | 9 Injury Crashes 29 Injuries | 0 Crashes | 0 Crashes | 1 Crashes |

| Weather Conditions | Driver Condition | Road Type | Urban/Rural Area |
|--|--|--|-------------------------------------|
| 27 Clear 3 Cloudy 1 Rain 0 Fog, Smog, Smoke 0 Sleet, Hail, Freezing Rain/Drizzle 1 Snow 0 Severe Crosswinds 0 Other | 29 Apparently Normal 1 Fatigue 0 Fell Asleep, Fainted, Loss of Consciousness 0 Illness 1 Impairment Due to Medication, Drugs, Alcohol 0 Medical Condition 0 Other Physical Impairment 1 Unknown | 0 Interstate 14 US Highway 6 NC State Highway 0 Secondary Road 8 Local Road 4 Private or Other Road | 0 Urban Crashes 32 Rural Crashes |

| Crash Type | | |
|---|---|---|
| 2 Anqle 5 Animal 3 Backing Up 2 Fixed Object 0 Head On 0 Jackknife 0 Left Turn, Diff. Road 1 Left Turn, Same Road 0 Right Turn, Diff. Road 1 Right Turn, Same Road | 5 Rear End, Slow/Stop 1 Rear End, Turning 2 Rollover 0 Run Off Road, Left 0 Run Off Road, Right 0 Run Off Road, Straight 0 Parked Vehicle 0 Pedalcyclist 0 Pedestrian 2 Movable Object | 4 Sideswipe, Same Direction 3 Sideswipe, Opposite Direction 0 Railroad, Engine/Train 0 Other Collision 1 Other Non-Collision 0 Unknown |



Summary Report of All Crashes by County
GASTON

NC State Highway Patrol Troop:

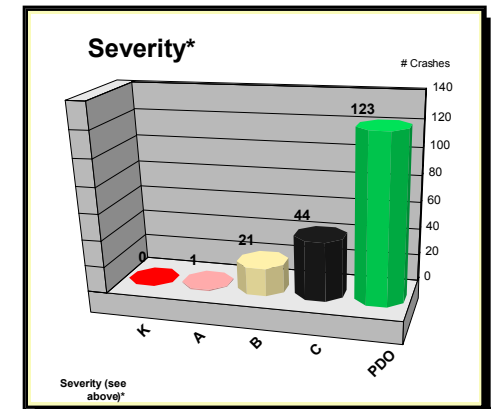
H

 District: **H7**

| Total Crashes | Severity* <small>(see Severity chart below)</small> | Fatalities | Injuries | Alcohol Involved | Speed Involved | In Work Zone |
|---------------|--|---------------------------------|-----------------------------------|------------------|----------------|--------------|
| 189 | 1 Caused Disabling Injury 21 Caused Obvious Injury (B) 44 Caused Possible Injury (C) 0 Caused Fatality (K) 123 Caused Property Damage Only (PDO) | 0 Fatal Crashes 0 Fatalities | 66 Injury Crashes 110 Injuries | 0 Crashes | 0 Crashes | 2 Crashes |

| Weather Conditions | Driver Condition | Road Type | Urban/Rural Area |
|---|---|--|---|
| 143 Clear 23 Cloudy 20 Rain 0 Fog, Smog, Smoke 3 Sleet, Hail, Freezing Rain/Drizzle 0 Snow 0 Severe Crosswinds 0 Other | 182 Apparently Normal 0 Fatigue 0 Fell Asleep, Fainted, Loss of Consciousness 0 Illness 1 Impairment Due to Medication, Drugs, Alcohol 1 Medical Condition 0 Other Physical Impairment 5 Unknown | 63 Interstate 9 US Highway 11 NC State Highway 0 Secondary Road 94 Local Road 12 Private or Other Road | 142 Urban Crashes 47 Rural Crashes |

| Crash Type | | |
|--|--|---|
| 21 Anqle 0 Animal 4 Backing Up 9 Fixed Object 2 Head On 3 Jackknife 6 Left Turn, Diff. Road 10 Left Turn, Same Road 4 Right Turn, Diff. Road 5 Right Turn, Same Road | 40 Rear End, Slow/Stop 1 Rear End, Turning 4 Rollover 1 Run Off Road, Left 3 Run Off Road, Right 0 Run Off Road, Straight 6 Parked Vehicle 0 Pedalcyclist 1 Pedestrian 6 Movable Object | 54 Sideswipe, Same Direction 4 Sideswipe, Opposite Direction 0 Railroad, Engine/Train 0 Other Collision 5 Other Non-Collision 0 Unknown |



Summary Report of All Crashes by County

GATES

NC State Highway Patrol Troop:

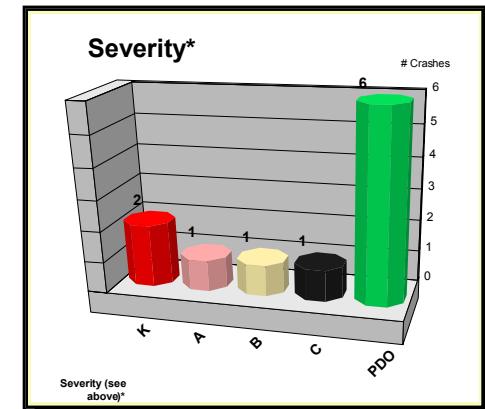
A

 District: **A1**

| Total Crashes | Severity* <small>(see Severity chart below)</small> | Fatalities | Injuries | Alcohol Involved | Speed Involved | In Work Zone |
|---------------|--|---------------------------------|---------------------------------|------------------|----------------|--------------|
| 11 | 1 Caused Disabling Injury 1 Caused Obvious Injury (B) 1 Caused Possible Injury (C) 2 Caused Fatality (K) 6 Caused Property Damage Only (PDO) | 2 Fatal Crashes 2 Fatalities | 5 Injury Crashes 13 Injuries | 0 Crashes | 0 Crashes | 0 Crashes |

| Weather Conditions | Driver Condition | Road Type | Urban/Rural Area |
|---|--|---|-------------------------------------|
| 7 Clear 3 Cloudy 0 Rain 1 Fog, Smog, Smoke 0 Sleet, Hail, Freezing Rain/Drizzle 0 Snow 0 Severe Crosswinds 0 Other | 11 Apparently Normal 0 Fatigue 0 Fell Asleep, Fainted, Loss of Consciousness 0 Illness 0 Impairment Due to Medication, Drugs, Alcohol 0 Medical Condition 0 Other Physical Impairment 0 Unknown | 0 Interstate 5 US Highway 4 NC State Highway 0 Secondary Road 0 Local Road 2 Private or Other Road | 0 Urban Crashes 11 Rural Crashes |

| Crash Type | | |
|---|---|---|
| 1 Anqle 3 Animal 0 Backing Up 2 Fixed Object 0 Head On 0 Jackknife 1 Left Turn, Diff. Road 0 Left Turn, Same Road 2 Right Turn, Diff. Road 0 Right Turn, Same Road | 0 Rear End, Slow/Stop 0 Rear End, Turning 0 Rollover 0 Run Off Road, Left 0 Run Off Road, Right 0 Run Off Road, Straight 0 Parked Vehicle 0 Pedalcyclist 0 Pedestrian 0 Movable Object | 1 Sideswipe, Same Direction 1 Sideswipe, Opposite Direction 0 Railroad, Engine/Train 0 Other Collision 0 Other Non-Collision 0 Unknown |



Summary Report of All Crashes by County

GRAHAM

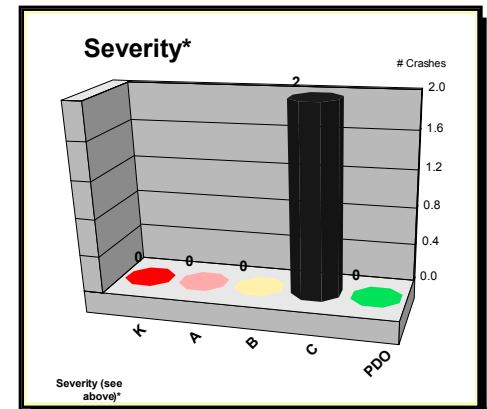
NC State Highway Patrol Troop: **G**

District: **G8**

| Total Crashes | Severity* (see Severity chart below) | Fatalities | Injuries | Alcohol Involved | Speed Involved | In Work Zone |
|---------------|--|---|--|---|---|---|
| 2 | <ul style="list-style-type: none"> 0 Caused Disabling Injury 0 Caused Obvious Injury (B) 2 Caused Possible Injury (C) 0 Caused Fatality (K) 0 Caused Property Damage Only (PDO) | <ul style="list-style-type: none"> 0 Fatal Crashes 0 Fatalities | <ul style="list-style-type: none"> 2 Injury Crashes 2 Injuries | <ul style="list-style-type: none"> 0 Crashes | <ul style="list-style-type: none"> 0 Crashes | <ul style="list-style-type: none"> 0 Crashes |

| Weather Conditions | Driver Condition | Road Type | Urban/Rural Area |
|---|---|---|--|
| <ul style="list-style-type: none"> 1 Clear 0 Cloudy 0 Rain 0 Fog, Smog, Smoke 0 Sleet, Hail, Freezing Rain/Drizzle 1 Snow 0 Severe Crosswinds 0 Other | <ul style="list-style-type: none"> 1 Apparently Normal 0 Fatigue 0 Fell Asleep, Fainted, Loss of Consciousness 0 Illness 0 Impairment Due to Medication, Drugs, Alcohol 0 Medical Condition 0 Other Physical Impairment 1 Unknown | <ul style="list-style-type: none"> 0 Interstate 2 US Highway 0 NC State Highway 0 Secondary Road 0 Local Road 0 Private or Other Road | <ul style="list-style-type: none"> 0 Urban Crashes 2 Rural Crashes |

| Crash Type | | |
|---|---|---|
| <ul style="list-style-type: none"> 0 Anqle 0 Animal 0 Backing Up 0 Fixed Object 0 Head On 0 Jackknife 0 Left Turn, Diff. Road 0 Left Turn, Same Road 0 Right Turn, Diff. Road 0 Right Turn, Same Road | <ul style="list-style-type: none"> 0 Rear End, Slow/Stop 1 Rear End, Turning 0 Rollover 0 Run Off Road, Left 0 Run Off Road, Right 0 Run Off Road, Straight 1 Parked Vehicle 0 Pedalcyclist 0 Pedestrian 0 Movable Object | <ul style="list-style-type: none"> 0 Sideswipe, Same Direction 0 Sideswipe, Opposite Direction 0 Railroad, Engine/Train 0 Other Collision 0 Other Non-Collision 0 Unknown |



Summary Report of All Crashes by County

GRANVILLE

NC State Highway Patrol Troop:

C

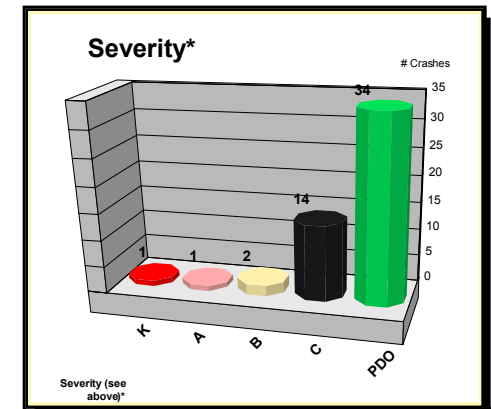
District:

C3

| Total Crashes | Severity* <small>(see Severity chart below)</small> | Fatalities | Injuries | Alcohol Involved | Speed Involved | In Work Zone |
|---------------|--|---------------------------------|----------------------------------|------------------|----------------|--------------|
| 52 | 1 Caused Disabling Injury 2 Caused Obvious Injury (B) 14 Caused Possible Injury (C) 1 Caused Fatality (K) 34 Caused Property Damage Only (PDO) | 1 Fatal Crashes 1 Fatalities | 18 Injury Crashes 22 Injuries | 0 Crashes | 0 Crashes | 2 Crashes |

| Weather Conditions | Driver Condition | Road Type | Urban/Rural Area |
|--|--|--|-------------------------------------|
| 40 Clear 7 Cloudy 3 Rain 0 Fog, Smog, Smoke 0 Sleet, Hail, Freezing Rain/Drizzle 2 Snow 0 Severe Crosswinds 0 Other | 48 Apparently Normal 0 Fatigue 0 Fell Asleep, Fainted, Loss of Consciousness 0 Illness 0 Impairment Due to Medication, Drugs, Alcohol 0 Medical Condition 0 Other Physical Impairment 4 Unknown | 29 Interstate 5 US Highway 6 NC State Highway 1 Secondary Road 7 Local Road 4 Private or Other Road | 9 Urban Crashes 43 Rural Crashes |

| Crash Type | | |
|---|---|--|
| 2 Anqle 2 Animal 2 Backing Up 5 Fixed Object 1 Head On 1 Jackknife 7 Left Turn, Diff. Road 0 Left Turn, Same Road 0 Right Turn, Diff. Road 2 Right Turn, Same Road | 7 Rear End, Slow/Stop 0 Rear End, Turning 2 Rollover 0 Run Off Road, Left 1 Run Off Road, Right 0 Run Off Road, Straight 0 Parked Vehicle 0 Pedalcyclist 0 Pedestrian 2 Movable Object | 16 Sideswipe, Same Direction 1 Sideswipe, Opposite Direction 0 Railroad, Engine/Train 1 Other Collision 0 Other Non-Collision 0 Unknown |



Summary Report of All Crashes by County

GREENE

NC State Highway Patrol Troop:

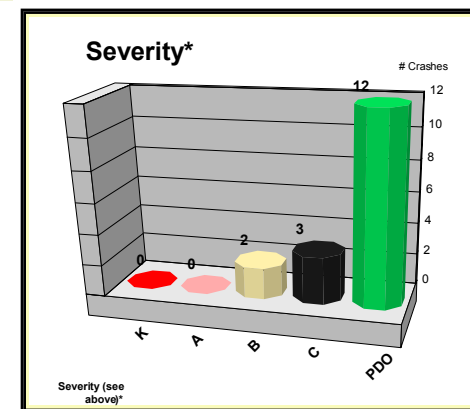
C

 District: **C1**

| Total Crashes | Severity* <small>(see Severity chart below)</small> | Fatalities | Injuries | Alcohol Involved | Speed Involved | In Work Zone |
|---------------|---|---|--|---|---|---|
| 17 | <ul style="list-style-type: none"> 0 Caused Disabling Injury 2 Caused Obvious Injury (B) 3 Caused Possible Injury (C) 0 Caused Fatality (K) 12 Caused Property Damage Only (PDO) | <ul style="list-style-type: none"> 0 Fatal Crashes 0 Fatalities | <ul style="list-style-type: none"> 5 Injury Crashes 8 Injuries | <ul style="list-style-type: none"> 0 Crashes | <ul style="list-style-type: none"> 0 Crashes | <ul style="list-style-type: none"> 0 Crashes |

| Weather Conditions | Driver Condition | Road Type | Urban/Rural Area |
|--|--|--|---|
| <ul style="list-style-type: none"> 13 Clear 0 Cloudy 3 Rain 0 Fog, Smog, Smoke 0 Sleet, Hail, Freezing Rain/Drizzle 1 Snow 0 Severe Crosswinds 0 Other | <ul style="list-style-type: none"> 17 Apparently Normal 0 Fatigue 0 Fell Asleep, Fainted, Loss of Consciousness 0 Illness 0 Impairment Due to Medication, Drugs, Alcohol 0 Medical Condition 0 Other Physical Impairment 0 Unknown | <ul style="list-style-type: none"> 0 Interstate 12 US Highway 3 NC State Highway 0 Secondary Road 1 Local Road 1 Private or Other Road | <ul style="list-style-type: none"> 0 Urban Crashes 17 Rural Crashes |

| Crash Type | | |
|---|---|---|
| <ul style="list-style-type: none"> 1 Anqle 2 Animal 0 Backing Up 1 Fixed Object 0 Head On 0 Jackknife 0 Left Turn, Diff. Road 1 Left Turn, Same Road 0 Right Turn, Diff. Road 0 Right Turn, Same Road | <ul style="list-style-type: none"> 8 Rear End, Slow/Stop 1 Rear End, Turning 0 Rollover 0 Run Off Road, Left 1 Run Off Road, Right 0 Run Off Road, Straight 0 Parked Vehicle 0 Pedalcyclist 0 Pedestrian 0 Movable Object | <ul style="list-style-type: none"> 0 Sideswipe, Same Direction 2 Sideswipe, Opposite Direction 0 Railroad, Engine/Train 0 Other Collision 0 Other Non-Collision 0 Unknown |



Summary Report of All Crashes by County

GUILFORD

NC State Highway Patrol Troop:

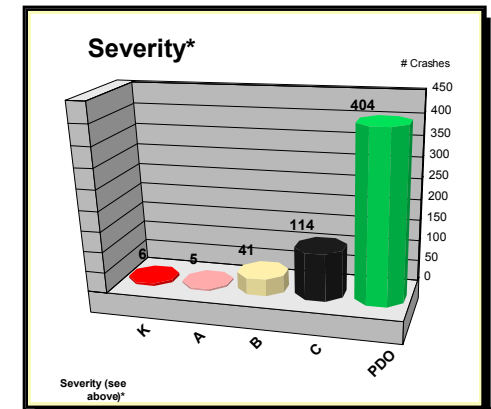
D

 District: **D4**

| Total Crashes | Severity* <small>(see Severity chart below)</small> | Fatalities | Injuries | Alcohol Involved | Speed Involved | In Work Zone |
|---------------|--|---|--|------------------|------------------|-------------------|
| 572 | 5 Caused Disabling Injury 41 Caused Obvious Injury (B) 114 Caused Possible Injury (C) 6 Caused Fatality (K) 404 Caused Property Damage Only (PDO) | 6 Fatal Crashes 9 Fatalities | 164 Injury Crashes 262 Injuries | 0 Crashes | 5 Crashes | 16 Crashes |

| Weather Conditions | Driver Condition | Road Type | Urban/Rural Area |
|--|--|--|--|
| 422 Clear 87 Cloudy 44 Rain 3 Fog, Smog, Smoke 4 Sleet, Hail, Freezing Rain/Drizzle 12 Snow 0 Severe Crosswinds 0 Other | 540 Apparently Normal 2 Fatigue 2 Fell Asleep, Fainted, Loss of Consciousness 0 Illness 1 Impairment Due to Medication, Drugs, Alcohol 0 Medical Condition 0 Other Physical Impairment 27 Unknown | 161 Interstate 39 US Highway 25 NC State Highway 1 Secondary Road 311 Local Road 35 Private or Other Road | 453 Urban Crashes 119 Rural Crashes |

| Crash Type | | |
|---|---|---|
| 89 Angle 4 Animal 21 Backing Up 49 Fixed Object 3 Head On 4 Jackknife 25 Left Turn, Diff. Road 18 Left Turn, Same Road 9 Right Turn, Diff. Road 24 Right Turn, Same Road | 115 Rear End, Slow/Stop 7 Rear End, Turning 4 Rollover 12 Run Off Road, Left 12 Run Off Road, Right 0 Run Off Road, Straight 16 Parked Vehicle 0 Pedalcyclist 3 Pedestrian 12 Movable Object | 115 Sideswipe, Same Direction 6 Sideswipe, Opposite Direction 0 Railroad, Engine/Train 11 Other Collision 12 Other Non-Collision 1 Unknown |



Summary Report of All Crashes by County

HALIFAX

NC State Highway Patrol Troop:

C

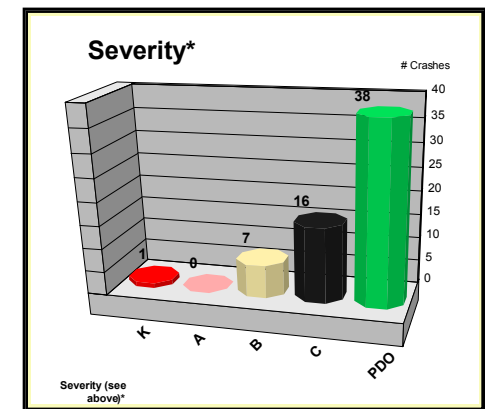
District:

C3

| Total Crashes | Severity* <small>(see Severity chart below)</small> | Fatalities | Injuries | Alcohol Involved | Speed Involved | In Work Zone |
|---------------|---|---|--|------------------|------------------|------------------|
| 65 | 0 Caused Disabling Injury 7 Caused Obvious Injury (B) 16 Caused Possible Injury (C) 1 Caused Fatality (K) 38 Caused Property Damage Only (PDO) | 1 Fatal Crashes 3 Fatalities | 24 Injury Crashes 29 Injuries | 0 Crashes | 0 Crashes | 2 Crashes |

| Weather Conditions | Driver Condition | Road Type | Urban/Rural Area |
|--|--|--|--|
| 42 Clear 7 Cloudy 7 Rain 0 Fog, Smog, Smoke 1 Sleet, Hail, Freezing Rain/Drizzle 6 Snow 2 Severe Crosswinds 0 Other | 62 Apparently Normal 0 Fatigue 1 Fell Asleep, Fainted, Loss of Consciousness 0 Illness 1 Impairment Due to Medication, Drugs, Alcohol 0 Medical Condition 0 Other Physical Impairment 1 Unknown | 27 Interstate 7 US Highway 16 NC State Highway 0 Secondary Road 12 Local Road 3 Private or Other Road | 11 Urban Crashes 54 Rural Crashes |

| Crash Type | | |
|---|--|--|
| 6 Anqle 3 Animal 2 Backing Up 8 Fixed Object 2 Head On 2 Jackknife 1 Left Turn, Diff. Road 3 Left Turn, Same Road 1 Right Turn, Diff. Road 1 Right Turn, Same Road | 11 Rear End, Slow/Stop 1 Rear End, Turning 6 Rollover 1 Run Off Road, Left 0 Run Off Road, Right 0 Run Off Road, Straight 0 Parked Vehicle 0 Pedalcyclist 1 Pedestrian 5 Movable Object | 11 Sideswipe, Same Direction 0 Sideswipe, Opposite Direction 0 Railroad, Engine/Train 0 Other Collision 0 Other Non-Collision 0 Unknown |



Summary Report of All Crashes by County

HARNETT

NC State Highway Patrol Troop:

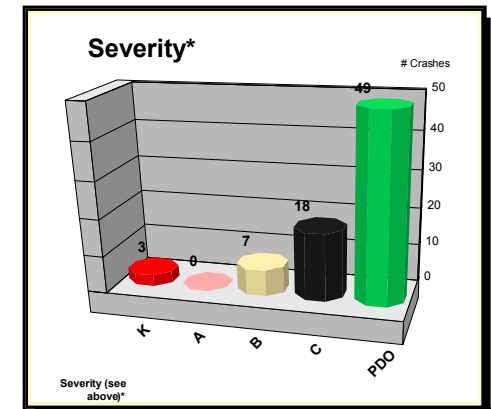
B

 District: **B3**

| Total Crashes | Severity* <small>(see Severity chart below)</small> | Fatalities | Injuries | Alcohol Involved | Speed Involved | In Work Zone |
|---------------|--|---------------------------------|----------------------------------|------------------|----------------|--------------|
| 79 | 0 Caused Disabling Injury 7 Caused Obvious Injury (B) 18 Caused Possible Injury (C) 3 Caused Fatality (K) 49 Caused Property Damage Only (PDO) | 3 Fatal Crashes 4 Fatalities | 27 Injury Crashes 43 Injuries | 0 Crashes | 1 Crashes | 1 Crashes |

| Weather Conditions | Driver Condition | Road Type | Urban/Rural Area |
|--|--|--|--------------------------------------|
| 66 Clear 4 Cloudy 5 Rain 1 Fog, Smog, Smoke 0 Sleet, Hail, Freezing Rain/Drizzle 1 Snow 0 Severe Crosswinds 2 Other | 73 Apparently Normal 0 Fatigue 0 Fell Asleep, Fainted, Loss of Consciousness 0 Illness 0 Impairment Due to Medication, Drugs, Alcohol 0 Medical Condition 0 Other Physical Impairment 6 Unknown | 13 Interstate 19 US Highway 19 NC State Highway 1 Secondary Road 14 Local Road 13 Private or Other Road | 14 Urban Crashes 65 Rural Crashes |

| Crash Type | | |
|--|--|---|
| 7 Anqle 2 Animal 3 Backing Up 12 Fixed Object 0 Head On 0 Jackknife 6 Left Turn, Diff. Road 6 Left Turn, Same Road 1 Right Turn, Diff. Road 2 Right Turn, Same Road | 16 Rear End, Slow/Stop 1 Rear End, Turning 2 Rollover 1 Run Off Road, Left 1 Run Off Road, Right 0 Run Off Road, Straight 1 Parked Vehicle 0 Pedalcyclist 1 Pedestrian 1 Movable Object | 9 Sideswipe, Same Direction 3 Sideswipe, Opposite Direction 0 Railroad, Engine/Train 3 Other Collision 1 Other Non-Collision 0 Unknown |



Summary Report of All Crashes by County

HAYWOOD

NC State Highway Patrol Troop:

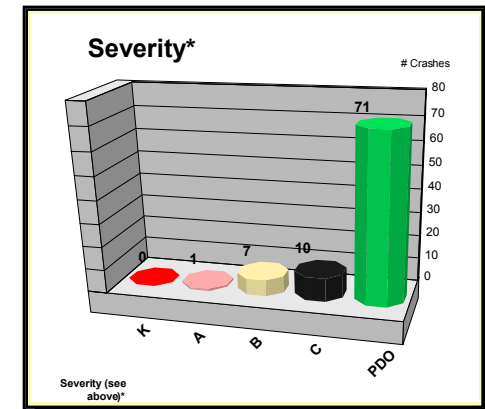
G

 District: **G8**

| Total Crashes | Severity* <small>(see Severity chart below)</small> | Fatalities | Injuries | Alcohol Involved | Speed Involved | In Work Zone |
|---------------|--|---------------------------------|----------------------------------|------------------|----------------|--------------|
| 89 | 1 Caused Disabling Injury 7 Caused Obvious Injury (B) 10 Caused Possible Injury (C) 0 Caused Fatality (K) 71 Caused Property Damage Only (PDO) | 0 Fatal Crashes 0 Fatalities | 18 Injury Crashes 33 Injuries | 0 Crashes | 1 Crashes | 1 Crashes |

| Weather Conditions | Driver Condition | Road Type | Urban/Rural Area |
|---|--|--|--------------------------------------|
| 50 Clear 22 Cloudy 5 Rain 0 Fog, Smog, Smoke 5 Sleet, Hail, Freezing Rain/Drizzle 7 Snow 0 Severe Crosswinds 0 Other | 81 Apparently Normal 2 Fatigue 0 Fell Asleep, Fainted, Loss of Consciousness 0 Illness 1 Impairment Due to Medication, Drugs, Alcohol 0 Medical Condition 0 Other Physical Impairment 5 Unknown | 41 Interstate 14 US Highway 4 NC State Highway 0 Secondary Road 28 Local Road 2 Private or Other Road | 12 Urban Crashes 77 Rural Crashes |

| Crash Type | | |
|--|--|--|
| 1 Anqle 0 Animal 2 Backing Up 20 Fixed Object 1 Head On 0 Jackknife 1 Left Turn, Diff. Road 5 Left Turn, Same Road 0 Right Turn, Diff. Road 2 Right Turn, Same Road | 14 Rear End, Slow/Stop 1 Rear End, Turning 7 Rollover 1 Run Off Road, Left 2 Run Off Road, Right 0 Run Off Road, Straight 1 Parked Vehicle 0 Pedalcyclist 0 Pedestrian 5 Movable Object | 20 Sideswipe, Same Direction 1 Sideswipe, Opposite Direction 0 Railroad, Engine/Train 4 Other Collision 1 Other Non-Collision 0 Unknown |



Summary Report of All Crashes by County

HENDERSON

NC State Highway Patrol Troop:

G

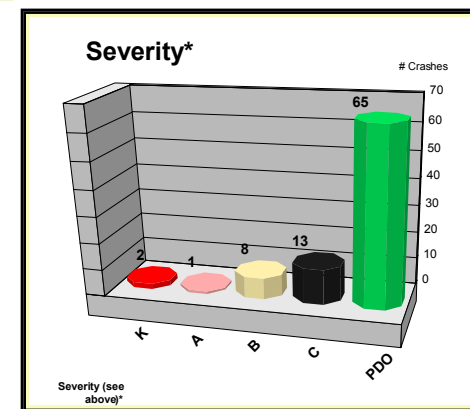
District:

G8

| Total Crashes | Severity* <small>(see Severity chart below)</small> | Fatalities | Injuries | Alcohol Involved | Speed Involved | In Work Zone |
|---------------|--|---------------------------------|----------------------------------|------------------|----------------|--------------|
| 92 | 1 Caused Disabling Injury 8 Caused Obvious Injury (B) 13 Caused Possible Injury (C) 2 Caused Fatality (K) 65 Caused Property Damage Only (PDO) | 2 Fatal Crashes 6 Fatalities | 24 Injury Crashes 42 Injuries | 0 Crashes | 1 Crashes | 3 Crashes |

| Weather Conditions | Driver Condition | Road Type | Urban/Rural Area |
|---|--|---|--------------------------------------|
| 66 Clear 15 Cloudy 7 Rain 1 Fog, Smog, Smoke 0 Sleet, Hail, Freezing Rain/Drizzle 3 Snow 0 Severe Crosswinds 0 Other | 85 Apparently Normal 0 Fatigue 1 Fell Asleep, Fainted, Loss of Consciousness 0 Illness 1 Impairment Due to Medication, Drugs, Alcohol 0 Medical Condition 0 Other Physical Impairment 5 Unknown | 39 Interstate 13 US Highway 4 NC State Highway 0 Secondary Road 18 Local Road 18 Private or Other Road | 23 Urban Crashes 69 Rural Crashes |

| Crash Type | | |
|--|--|--|
| 11 Anqle 0 Animal 2 Backing Up 3 Fixed Object 1 Head On 0 Jackknife 4 Left Turn, Diff. Road 2 Left Turn, Same Road 3 Right Turn, Diff. Road 0 Right Turn, Same Road | 20 Rear End, Slow/Stop 2 Rear End, Turning 5 Rollover 3 Run Off Road, Left 4 Run Off Road, Right 0 Run Off Road, Straight 1 Parked Vehicle 0 Pedalcyclist 0 Pedestrian 5 Movable Object | 17 Sideswipe, Same Direction 5 Sideswipe, Opposite Direction 0 Railroad, Engine/Train 2 Other Collision 2 Other Non-Collision 0 Unknown |



Summary Report of All Crashes by County
HERTFORD

NC State Highway Patrol Troop:

A

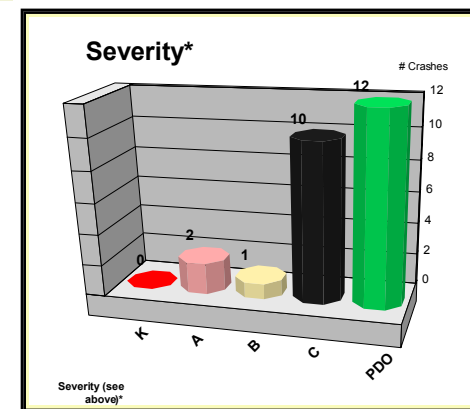
District:

A1

| Total Crashes | Severity* <small>(see Severity chart below)</small> | Fatalities | Injuries | Alcohol Involved | Speed Involved | In Work Zone |
|---------------|--|---------------------------------|----------------------------------|------------------|----------------|--------------|
| 25 | 2 Caused Disabling Injury 1 Caused Obvious Injury (B) 10 Caused Possible Injury (C) 0 Caused Fatality (K) 12 Caused Property Damage Only (PDO) | 0 Fatal Crashes 0 Fatalities | 13 Injury Crashes 18 Injuries | 0 Crashes | 0 Crashes | 0 Crashes |

| Weather Conditions | Driver Condition | Road Type | Urban/Rural Area |
|--|--|--|-------------------------------------|
| 20 Clear 2 Cloudy 2 Rain 0 Fog, Smog, Smoke 0 Sleet, Hail, Freezing Rain/Drizzle 1 Snow 0 Severe Crosswinds 0 Other | 22 Apparently Normal 0 Fatigue 0 Fell Asleep, Fainted, Loss of Consciousness 0 Illness 0 Impairment Due to Medication, Drugs, Alcohol 0 Medical Condition 0 Other Physical Impairment 3 Unknown | 0 Interstate 8 US Highway 10 NC State Highway 0 Secondary Road 0 Local Road 7 Private or Other Road | 0 Urban Crashes 25 Rural Crashes |

| Crash Type | | |
|---|---|---|
| 5 Anqle 1 Animal 2 Backing Up 2 Fixed Object 2 Head On 0 Jackknife 1 Left Turn, Diff. Road 2 Left Turn, Same Road 1 Right Turn, Diff. Road 2 Right Turn, Same Road | 2 Rear End, Slow/Stop 1 Rear End, Turning 1 Rollover 0 Run Off Road, Left 0 Run Off Road, Right 0 Run Off Road, Straight 0 Parked Vehicle 0 Pedalcyclist 0 Pedestrian 1 Movable Object | 1 Sideswipe, Same Direction 1 Sideswipe, Opposite Direction 0 Railroad, Engine/Train 0 Other Collision 0 Other Non-Collision 0 Unknown |



Summary Report of All Crashes by County
HOKE

NC State Highway Patrol Troop:

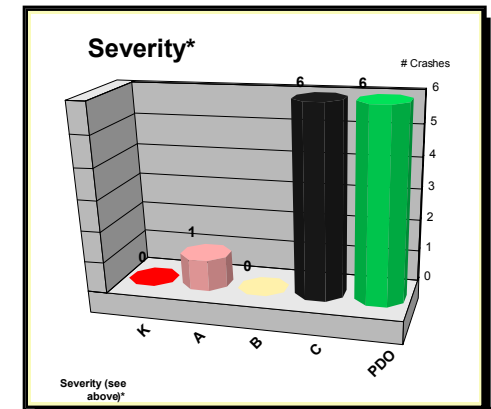
H

 District: **H2**

| Total Crashes | Severity* <small>(see Severity chart below)</small> | Fatalities | Injuries | Alcohol Involved | Speed Involved | In Work Zone |
|---------------|--|---------------------------------|---------------------------------|------------------|----------------|--------------|
| 15 | 1 Caused Disabling Injury 0 Caused Obvious Injury (B) 6 Caused Possible Injury (C) 0 Caused Fatality (K) 6 Caused Property Damage Only (PDO) | 0 Fatal Crashes 0 Fatalities | 7 Injury Crashes 14 Injuries | 0 Crashes | 0 Crashes | 0 Crashes |

| Weather Conditions | Driver Condition | Road Type | Urban/Rural Area |
|--|--|---|---|
| 13 Clear 1 Cloudy 1 Rain 0 Fog, Smog, Smoke 0 Sleet, Hail, Freezing Rain/Drizzle 0 Snow 0 Severe Crosswinds 0 Other | 15 Apparently Normal 0 Fatigue 0 Fell Asleep, Fainted, Loss of Consciousness 0 Illness 0 Impairment Due to Medication, Drugs, Alcohol 0 Medical Condition 0 Other Physical Impairment 0 Unknown | 0 Interstate 5 US Highway 4 NC State Highway 0 Secondary Road 4 Local Road 2 Private or Other Road | 0 Urban Crashes 15 Rural Crashes |

| Crash Type | | |
|---|---|---|
| 2 Anqle 1 Animal 1 Backing Up 0 Fixed Object 0 Head On 1 Jackknife 0 Left Turn, Diff. Road 2 Left Turn, Same Road 0 Right Turn, Diff. Road 0 Right Turn, Same Road | 2 Rear End, Slow/Stop 0 Rear End, Turning 0 Rollover 0 Run Off Road, Left 0 Run Off Road, Right 0 Run Off Road, Straight 0 Parked Vehicle 0 Pedalcyclist 0 Pedestrian 1 Movable Object | 2 Sideswipe, Same Direction 2 Sideswipe, Opposite Direction 0 Railroad, Engine/Train 0 Other Collision 1 Other Non-Collision 0 Unknown |



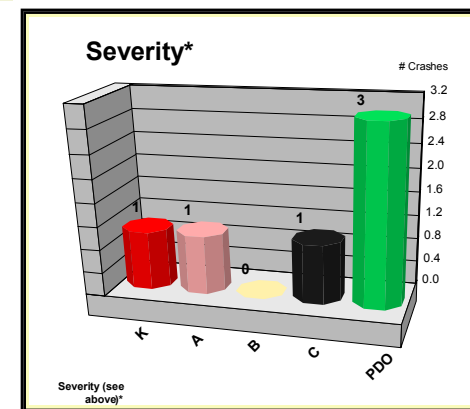
Summary Report of All Crashes by County

HYDE
NC State Highway Patrol Troop: A
District: A1

| Total Crashes | Severity* <small>(see Severity chart below)</small> | Fatalities | Injuries | Alcohol Involved | Speed Involved | In Work Zone |
|---------------|--|---------------------------------|--------------------------------|------------------|----------------|--------------|
| 6 | 1 Caused Disabling Injury 0 Caused Obvious Injury (B) 1 Caused Possible Injury (C) 1 Caused Fatality (K) 3 Caused Property Damage Only (PDO) | 1 Fatal Crashes 1 Fatalities | 2 Injury Crashes 2 Injuries | 0 Crashes | 0 Crashes | 0 Crashes |

| Weather Conditions | Driver Condition | Road Type | Urban/Rural Area |
|---|---|---|------------------------------------|
| 3 Clear 2 Cloudy 0 Rain 0 Fog, Smog, Smoke 0 Sleet, Hail, Freezing Rain/Drizzle 0 Snow 0 Severe Crosswinds 1 Other | 4 Apparently Normal 0 Fatigue 0 Fell Asleep, Fainted, Loss of Consciousness 0 Illness 0 Impairment Due to Medication, Drugs, Alcohol 0 Medical Condition 0 Other Physical Impairment 2 Unknown | 0 Interstate 3 US Highway 0 NC State Highway 0 Secondary Road 0 Local Road 3 Private or Other Road | 0 Urban Crashes 6 Rural Crashes |

| Crash Type | | |
|---|---|---|
| 0 Anqle 0 Animal 0 Backing Up 2 Fixed Object 0 Head On 0 Jackknife 1 Left Turn, Diff. Road 0 Left Turn, Same Road 0 Right Turn, Diff. Road 0 Right Turn, Same Road | 0 Rear End, Slow/Stop 0 Rear End, Turning 1 Rollover 0 Run Off Road, Left 1 Run Off Road, Right 0 Run Off Road, Straight 0 Parked Vehicle 0 Pedalcyclist 0 Pedestrian 0 Movable Object | 0 Sideswipe, Same Direction 0 Sideswipe, Opposite Direction 0 Railroad, Engine/Train 0 Other Collision 0 Other Non-Collision 1 Unknown |



Summary Report of All Crashes by County

IREDELL

NC State Highway Patrol Troop:

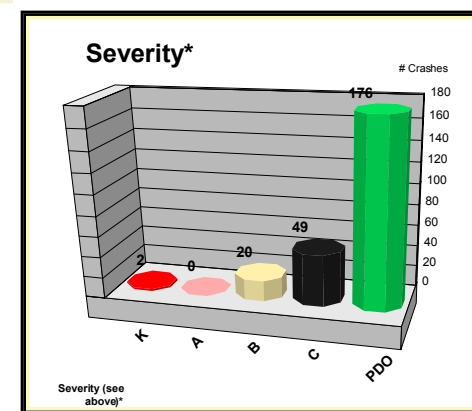
F

 District: **F7**

| Total Crashes | Severity* <small>(see Severity chart below)</small> | Fatalities | Injuries | Alcohol Involved | Speed Involved | In Work Zone |
|---------------|--|---------------------------------|-----------------------------------|------------------|----------------|--------------|
| 248 | 0 Caused Disabling Injury 20 Caused Obvious Injury (B) 49 Caused Possible Injury (C) 2 Caused Fatality (K) 176 Caused Property Damage Only (PDO) | 2 Fatal Crashes 2 Fatalities | 70 Injury Crashes 100 Injuries | 0 Crashes | 1 Crashes | 17 Crashes |

| Weather Conditions | Driver Condition | Road Type | Urban/Rural Area |
|--|---|--|--|
| 185 Clear 36 Cloudy 21 Rain 0 Fog, Smog, Smoke 2 Sleet, Hail, Freezing Rain/Drizzle 4 Snow 0 Severe Crosswinds 0 Other | 223 Apparently Normal 1 Fatigue 1 Fell Asleep, Fainted, Loss of Consciousness 0 Illness 0 Impairment Due to Medication, Drugs, Alcohol 0 Medical Condition 0 Other Physical Impairment 22 Unknown | 125 Interstate 22 US Highway 23 NC State Highway 0 Secondary Road 49 Local Road 29 Private or Other Road | 101 Urban Crashes 147 Rural Crashes |

| Crash Type | | |
|---|---|---|
| 16 Anqle 1 Animal 8 Backing Up 40 Fixed Object 4 Head On 1 Jackknife 12 Left Turn, Diff. Road 7 Left Turn, Same Road 3 Right Turn, Diff. Road 4 Right Turn, Same Road | 41 Rear End, Slow/Stop 2 Rear End, Turning 7 Rollover 4 Run Off Road, Left 8 Run Off Road, Right 0 Run Off Road, Straight 10 Parked Vehicle 0 Pedalcyclist 0 Pedestrian 12 Movable Object | 49 Sideswipe, Same Direction 7 Sideswipe, Opposite Direction 0 Railroad, Engine/Train 4 Other Collision 8 Other Non-Collision 0 Unknown |



Summary Report of All Crashes by County
JACKSON

NC State Highway Patrol Troop:

G

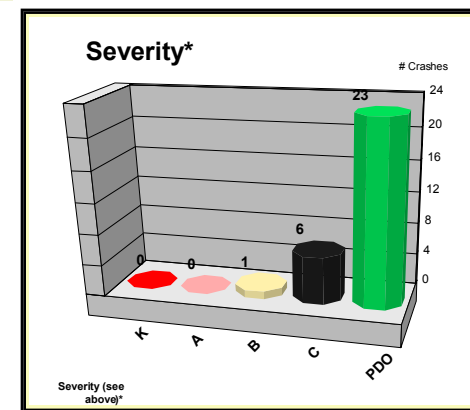
District:

G8

| Total Crashes | Severity* <small>(see Severity chart below)</small> | Fatalities | Injuries | Alcohol Involved | Speed Involved | In Work Zone |
|---------------|---|---------------------------------|---------------------------------|------------------|----------------|--------------|
| 30 | 0 Caused Disabling Injury 1 Caused Obvious Injury (B) 6 Caused Possible Injury (C) 0 Caused Fatality (K) 23 Caused Property Damage Only (PDO) | 0 Fatal Crashes 0 Fatalities | 7 Injury Crashes 10 Injuries | 0 Crashes | 1 Crashes | 0 Crashes |

| Weather Conditions | Driver Condition | Road Type | Urban/Rural Area |
|--|--|--|-------------------------------------|
| 19 Clear 7 Cloudy 4 Rain 0 Fog, Smog, Smoke 0 Sleet, Hail, Freezing Rain/Drizzle 0 Snow 0 Severe Crosswinds 0 Other | 30 Apparently Normal 0 Fatigue 0 Fell Asleep, Fainted, Loss of Consciousness 0 Illness 0 Impairment Due to Medication, Drugs, Alcohol 0 Medical Condition 0 Other Physical Impairment 0 Unknown | 0 Interstate 14 US Highway 9 NC State Highway 0 Secondary Road 2 Local Road 5 Private or Other Road | 0 Urban Crashes 30 Rural Crashes |

| Crash Type | | |
|---|---|---|
| 2 Anqle 0 Animal 0 Backing Up 7 Fixed Object 0 Head On 2 Jackknife 0 Left Turn, Diff. Road 0 Left Turn, Same Road 0 Right Turn, Diff. Road 1 Right Turn, Same Road | 2 Rear End, Slow/Stop 0 Rear End, Turning 2 Rollover 0 Run Off Road, Left 1 Run Off Road, Right 0 Run Off Road, Straight 0 Parked Vehicle 0 Pedalcyclist 0 Pedestrian 2 Movable Object | 3 Sideswipe, Same Direction 6 Sideswipe, Opposite Direction 0 Railroad, Engine/Train 0 Other Collision 2 Other Non-Collision 0 Unknown |



Summary Report of All Crashes by County
JOHNSTON

NC State Highway Patrol Troop:

C

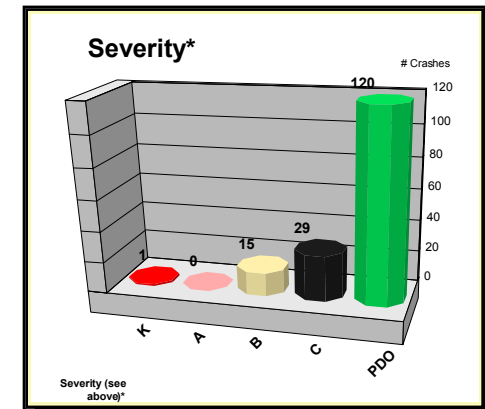
District:

C3

| Total Crashes | Severity* (see Severity chart below) | Fatalities | Injuries | Alcohol Involved | Speed Involved | In Work Zone |
|---------------|--|---------------------------------|----------------------------------|------------------|----------------|--------------|
| 165 | 0 Caused Disabling Injury 15 Caused Obvious Injury (B) 29 Caused Possible Injury (C) 1 Caused Fatality (K) 120 Caused Property Damage Only (PDO) | 1 Fatal Crashes 1 Fatalities | 44 Injury Crashes 67 Injuries | 0 Crashes | 1 Crashes | 6 Crashes |

| Weather Conditions | Driver Condition | Road Type | Urban/Rural Area |
|--|---|--|---------------------------------------|
| 117 Clear 24 Cloudy 11 Rain 2 Fog, Smog, Smoke 1 Sleet, Hail, Freezing Rain/Drizzle 10 Snow 0 Severe Crosswinds 0 Other | 153 Apparently Normal 0 Fatigue 1 Fell Asleep, Fainted, Loss of Consciousness 0 Illness 2 Impairment Due to Medication, Drugs, Alcohol 0 Medical Condition 0 Other Physical Impairment 9 Unknown | 65 Interstate 33 US Highway 22 NC State Highway 2 Secondary Road 21 Local Road 22 Private or Other Road | 38 Urban Crashes 127 Rural Crashes |

| Crash Type | | |
|---|---|--|
| 12 Anqle 7 Animal 7 Backing Up 20 Fixed Object 1 Head On 1 Jackknife 5 Left Turn, Diff. Road 6 Left Turn, Same Road 3 Right Turn, Diff. Road 5 Right Turn, Same Road | 34 Rear End, Slow/Stop 1 Rear End, Turning 1 Rollover 1 Run Off Road, Left 2 Run Off Road, Right 0 Run Off Road, Straight 4 Parked Vehicle 0 Pedalcyclist 0 Pedestrian 13 Movable Object | 31 Sideswipe, Same Direction 6 Sideswipe, Opposite Direction 0 Railroad, Engine/Train 1 Other Collision 4 Other Non-Collision 0 Unknown |



Summary Report of All Crashes by County

JONES

NC State Highway Patrol Troop:

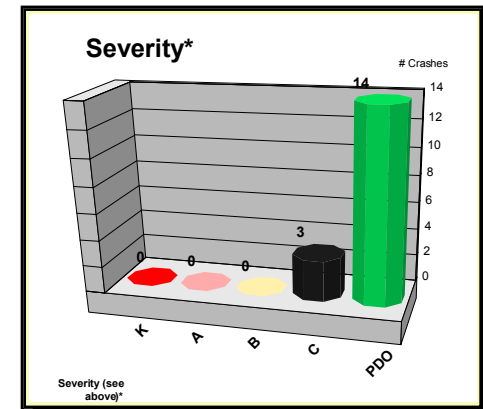
A

 District: **A1**

| Total Crashes | Severity* <small>(see Severity chart below)</small> | Fatalities | Injuries | Alcohol Involved | Speed Involved | In Work Zone |
|---------------|---|---------------------------------|--------------------------------|------------------|----------------|--------------|
| 17 | 0 Caused Disabling Injury 0 Caused Obvious Injury (B) 3 Caused Possible Injury (C) 0 Caused Fatality (K) 14 Caused Property Damage Only (PDO) | 0 Fatal Crashes 0 Fatalities | 3 Injury Crashes 5 Injuries | 0 Crashes | 0 Crashes | 1 Crashes |

| Weather Conditions | Driver Condition | Road Type | Urban/Rural Area |
|--|--|--|---|
| 16 Clear 1 Cloudy 0 Rain 0 Fog, Smog, Smoke 0 Sleet, Hail, Freezing Rain/Drizzle 0 Snow 0 Severe Crosswinds 0 Other | 17 Apparently Normal 0 Fatigue 0 Fell Asleep, Fainted, Loss of Consciousness 0 Illness 0 Impairment Due to Medication, Drugs, Alcohol 0 Medical Condition 0 Other Physical Impairment 0 Unknown | 0 Interstate 10 US Highway 6 NC State Highway 0 Secondary Road 0 Local Road 1 Private or Other Road | 0 Urban Crashes 17 Rural Crashes |

| Crash Type | | |
|---|---|---|
| 1 Anqle 3 Animal 0 Backing Up 0 Fixed Object 0 Head On 1 Jackknife 0 Left Turn, Diff. Road 2 Left Turn, Same Road 0 Right Turn, Diff. Road 0 Right Turn, Same Road | 4 Rear End, Slow/Stop 1 Rear End, Turning 0 Rollover 0 Run Off Road, Left 1 Run Off Road, Right 0 Run Off Road, Straight 1 Parked Vehicle 0 Pedalcyclist 0 Pedestrian 0 Movable Object | 1 Sideswipe, Same Direction 2 Sideswipe, Opposite Direction 0 Railroad, Engine/Train 0 Other Collision 0 Other Non-Collision 0 Unknown |



Summary Report of All Crashes by County

LEE

NC State Highway Patrol Troop:

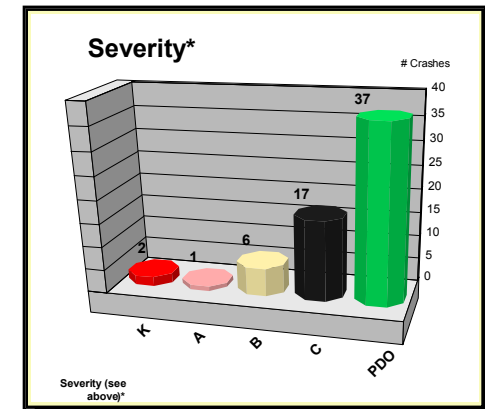
D

 District: **D4**

| Total Crashes | Severity* <small>(see Severity chart below)</small> | Fatalities | Injuries | Alcohol Involved | Speed Involved | In Work Zone |
|---------------|--|---------------------------------|----------------------------------|------------------|----------------|--------------|
| 64 | 1 Caused Disabling Injury 6 Caused Obvious Injury (B) 17 Caused Possible Injury (C) 2 Caused Fatality (K) 37 Caused Property Damage Only (PDO) | 2 Fatal Crashes 2 Fatalities | 24 Injury Crashes 36 Injuries | 0 Crashes | 0 Crashes | 1 Crashes |

| Weather Conditions | Driver Condition | Road Type | Urban/Rural Area |
|---|--|---|--------------------------------------|
| 44 Clear 15 Cloudy 4 Rain 0 Fog, Smog, Smoke 0 Sleet, Hail, Freezing Rain/Drizzle 1 Snow 0 Severe Crosswinds 0 Other | 62 Apparently Normal 0 Fatigue 0 Fell Asleep, Fainted, Loss of Consciousness 0 Illness 1 Impairment Due to Medication, Drugs, Alcohol 0 Medical Condition 0 Other Physical Impairment 1 Unknown | 0 Interstate 14 US Highway 3 NC State Highway 0 Secondary Road 40 Local Road 7 Private or Other Road | 37 Urban Crashes 27 Rural Crashes |

| Crash Type | | |
|--|--|---|
| 14 Anqle 0 Animal 1 Backing Up 1 Fixed Object 0 Head On 0 Jackknife 2 Left Turn, Diff. Road 5 Left Turn, Same Road 1 Right Turn, Diff. Road 3 Right Turn, Same Road | 14 Rear End, Slow/Stop 1 Rear End, Turning 1 Rollover 0 Run Off Road, Left 3 Run Off Road, Right 0 Run Off Road, Straight 0 Parked Vehicle 0 Pedalcyclist 1 Pedestrian 0 Movable Object | 7 Sideswipe, Same Direction 3 Sideswipe, Opposite Direction 0 Railroad, Engine/Train 6 Other Collision 0 Other Non-Collision 1 Unknown |



Summary Report of All Crashes by County
LENOIR

NC State Highway Patrol Troop:

A

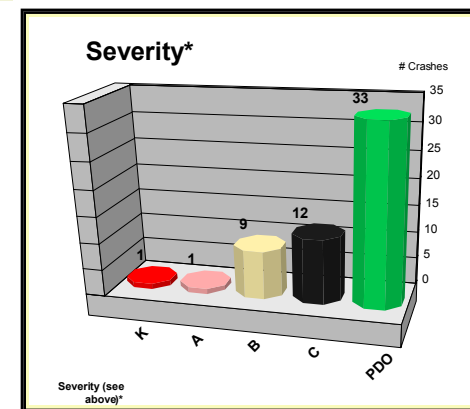
District:

A1

| Total Crashes | Severity* <small>(see Severity chart below)</small> | Fatalities | Injuries | Alcohol Involved | Speed Involved | In Work Zone |
|---------------|--|---------------------------------|----------------------------------|------------------|----------------|--------------|
| 56 | 1 Caused Disabling Injury 9 Caused Obvious Injury (B) 12 Caused Possible Injury (C) 1 Caused Fatality (K) 33 Caused Property Damage Only (PDO) | 1 Fatal Crashes 1 Fatalities | 23 Injury Crashes 31 Injuries | 0 Crashes | 1 Crashes | 1 Crashes |

| Weather Conditions | Driver Condition | Road Type | Urban/Rural Area |
|--|--|--|--------------------------------------|
| 44 Clear 3 Cloudy 5 Rain 1 Fog, Smog, Smoke 1 Sleet, Hail, Freezing Rain/Drizzle 2 Snow 0 Severe Crosswinds 0 Other | 53 Apparently Normal 0 Fatigue 0 Fell Asleep, Fainted, Loss of Consciousness 0 Illness 0 Impairment Due to Medication, Drugs, Alcohol 0 Medical Condition 0 Other Physical Impairment 3 Unknown | 0 Interstate 22 US Highway 16 NC State Highway 0 Secondary Road 8 Local Road 10 Private or Other Road | 17 Urban Crashes 39 Rural Crashes |

| Crash Type | | |
|---|---|---|
| 7 Anqle 3 Animal 2 Backing Up 3 Fixed Object 0 Head On 1 Jackknife 4 Left Turn, Diff. Road 6 Left Turn, Same Road 3 Right Turn, Diff. Road 5 Right Turn, Same Road | 6 Rear End, Slow/Stop 1 Rear End, Turning 1 Rollover 1 Run Off Road, Left 0 Run Off Road, Right 0 Run Off Road, Straight 2 Parked Vehicle 0 Pedalcyclist 0 Pedestrian 1 Movable Object | 6 Sideswipe, Same Direction 2 Sideswipe, Opposite Direction 0 Railroad, Engine/Train 0 Other Collision 2 Other Non-Collision 0 Unknown |



Summary Report of All Crashes by County

LINCOLN

NC State Highway Patrol Troop:

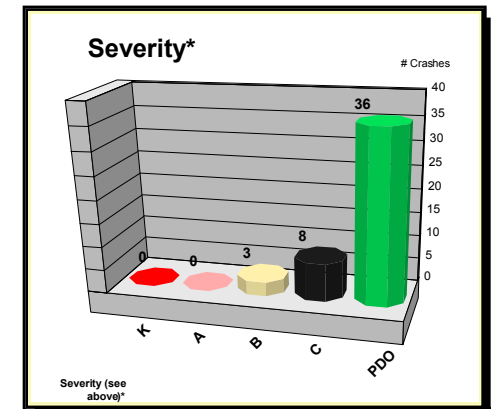
F

 District: **F7**

| Total Crashes | Severity* <small>(see Severity chart below)</small> | Fatalities | Injuries | Alcohol Involved | Speed Involved | In Work Zone |
|---------------|---|---------------------------------|----------------------------------|------------------|----------------|--------------|
| 47 | 0 Caused Disabling Injury 3 Caused Obvious Injury (B) 8 Caused Possible Injury (C) 0 Caused Fatality (K) 36 Caused Property Damage Only (PDO) | 0 Fatal Crashes 0 Fatalities | 11 Injury Crashes 16 Injuries | 0 Crashes | 0 Crashes | 0 Crashes |

| Weather Conditions | Driver Condition | Road Type | Urban/Rural Area |
|---|--|--|--------------------------------------|
| 32 Clear 12 Cloudy 2 Rain 0 Fog, Smog, Smoke 0 Sleet, Hail, Freezing Rain/Drizzle 1 Snow 0 Severe Crosswinds 0 Other | 43 Apparently Normal 1 Fatigue 0 Fell Asleep, Fainted, Loss of Consciousness 0 Illness 0 Impairment Due to Medication, Drugs, Alcohol 1 Medical Condition 0 Other Physical Impairment 2 Unknown | 0 Interstate 10 US Highway 20 NC State Highway 0 Secondary Road 10 Local Road 7 Private or Other Road | 15 Urban Crashes 32 Rural Crashes |

| Crash Type | | |
|---|---|---|
| 4 Angle 1 Animal 2 Backing Up 3 Fixed Object 1 Head On 0 Jackknife 7 Left Turn, Diff. Road 3 Left Turn, Same Road 1 Right Turn, Diff. Road 2 Right Turn, Same Road | 8 Rear End, Slow/Stop 1 Rear End, Turning 2 Rollover 0 Run Off Road, Left 1 Run Off Road, Right 0 Run Off Road, Straight 0 Parked Vehicle 0 Pedalcyclist 0 Pedestrian 1 Movable Object | 7 Sideswipe, Same Direction 3 Sideswipe, Opposite Direction 0 Railroad, Engine/Train 0 Other Collision 0 Other Non-Collision 0 Unknown |



Summary Report of All Crashes by County

MACON

NC State Highway Patrol Troop:

G

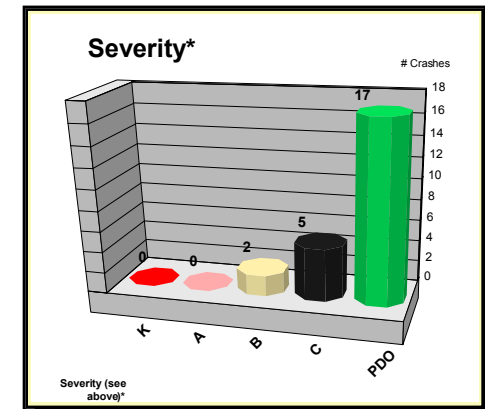
District:

G8

| Total Crashes | Severity* <small>(see Severity chart below)</small> | Fatalities | Injuries | Alcohol Involved | Speed Involved | In Work Zone |
|---------------|---|---------------------------------|--------------------------------|------------------|----------------|--------------|
| 25 | 0 Caused Disabling Injury 2 Caused Obvious Injury (B) 5 Caused Possible Injury (C) 0 Caused Fatality (K) 17 Caused Property Damage Only (PDO) | 0 Fatal Crashes 0 Fatalities | 7 Injury Crashes 8 Injuries | 0 Crashes | 0 Crashes | 0 Crashes |

| Weather Conditions | Driver Condition | Road Type | Urban/Rural Area |
|--|--|--|-------------------------------------|
| 17 Clear 5 Cloudy 2 Rain 0 Fog, Smog, Smoke 0 Sleet, Hail, Freezing Rain/Drizzle 0 Snow 0 Severe Crosswinds 0 Other | 23 Apparently Normal 0 Fatigue 0 Fell Asleep, Fainted, Loss of Consciousness 0 Illness 1 Impairment Due to Medication, Drugs, Alcohol 0 Medical Condition 0 Other Physical Impairment 1 Unknown | 0 Interstate 17 US Highway 1 NC State Highway 0 Secondary Road 4 Local Road 3 Private or Other Road | 0 Urban Crashes 25 Rural Crashes |

| Crash Type | | |
|---|---|---|
| 1 Anqle 0 Animal 3 Backing Up 5 Fixed Object 1 Head On 0 Jackknife 1 Left Turn, Diff. Road 1 Left Turn, Same Road 0 Right Turn, Diff. Road 0 Right Turn, Same Road | 2 Rear End, Slow/Stop 0 Rear End, Turning 0 Rollover 0 Run Off Road, Left 2 Run Off Road, Right 0 Run Off Road, Straight 1 Parked Vehicle 0 Pedalcyclist 0 Pedestrian 1 Movable Object | 1 Sideswipe, Same Direction 4 Sideswipe, Opposite Direction 0 Railroad, Engine/Train 1 Other Collision 1 Other Non-Collision 0 Unknown |



Summary Report of All Crashes by County
MADISON

NC State Highway Patrol Troop:

G

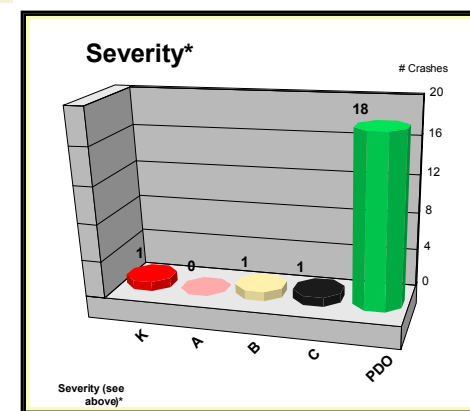
District:

G8

| Total Crashes | Severity* (see Severity chart below) | Fatalities | Injuries | Alcohol Involved | Speed Involved | In Work Zone |
|---------------|---|---------------------------------|--------------------------------|------------------|----------------|--------------|
| 21 | 0 Caused Disabling Injury 1 Caused Obvious Injury (B) 1 Caused Possible Injury (C) 1 Caused Fatality (K) 18 Caused Property Damage Only (PDO) | 1 Fatal Crashes 1 Fatalities | 3 Injury Crashes 3 Injuries | 0 Crashes | 0 Crashes | 1 Crashes |

| Weather Conditions | Driver Condition | Road Type | Urban/Rural Area |
|--|--|---|-------------------------------------|
| 11 Clear 2 Cloudy 2 Rain 0 Fog, Smog, Smoke 0 Sleet, Hail, Freezing Rain/Drizzle 6 Snow 0 Severe Crosswinds 0 Other | 18 Apparently Normal 0 Fatigue 0 Fell Asleep, Fainted, Loss of Consciousness 0 Illness 0 Impairment Due to Medication, Drugs, Alcohol 0 Medical Condition 0 Other Physical Impairment 3 Unknown | 6 Interstate 5 US Highway 7 NC State Highway 0 Secondary Road 1 Local Road 2 Private or Other Road | 0 Urban Crashes 21 Rural Crashes |

| Crash Type | | |
|---|---|---|
| 2 Anqle 0 Animal 0 Backing Up 2 Fixed Object 0 Head On 1 Jackknife 0 Left Turn, Diff. Road 0 Left Turn, Same Road 0 Right Turn, Diff. Road 0 Right Turn, Same Road | 2 Rear End, Slow/Stop 0 Rear End, Turning 1 Rollover 0 Run Off Road, Left 1 Run Off Road, Right 0 Run Off Road, Straight 3 Parked Vehicle 0 Pedalcyclist 0 Pedestrian 0 Movable Object | 4 Sideswipe, Same Direction 4 Sideswipe, Opposite Direction 0 Railroad, Engine/Train 1 Other Collision 0 Other Non-Collision 0 Unknown |



Summary Report of All Crashes by County

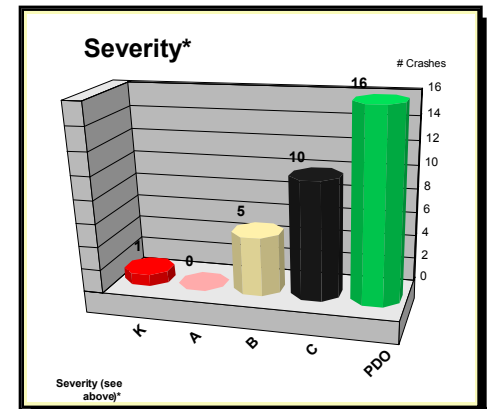
MARTIN

NC State Highway Patrol Troop: A
District: A1

| Total Crashes | Severity* <small>(see Severity chart below)</small> | Fatalities | Injuries | Alcohol Involved | Speed Involved | In Work Zone |
|---------------|--|---------------------------------|----------------------------------|------------------|----------------|--------------|
| 32 | 0 Caused Disabling Injury 5 Caused Obvious Injury (B) 10 Caused Possible Injury (C) 1 Caused Fatality (K) 16 Caused Property Damage Only (PDO) | 1 Fatal Crashes 2 Fatalities | 15 Injury Crashes 20 Injuries | 0 Crashes | 1 Crashes | 0 Crashes |

| Weather Conditions | Driver Condition | Road Type | Urban/Rural Area |
|--|--|---|-------------------------------------|
| 23 Clear 6 Cloudy 3 Rain 0 Fog, Smog, Smoke 0 Sleet, Hail, Freezing Rain/Drizzle 0 Snow 0 Severe Crosswinds 0 Other | 29 Apparently Normal 0 Fatigue 1 Fell Asleep, Fainted, Loss of Consciousness 0 Illness 0 Impairment Due to Medication, Drugs, Alcohol 0 Medical Condition 0 Other Physical Impairment 2 Unknown | 0 Interstate 16 US Highway 11 NC State Highway 0 Secondary Road 1 Local Road 4 Private or Other Road | 2 Urban Crashes 30 Rural Crashes |

| Crash Type | | |
|---|---|---|
| 5 Anqle 1 Animal 1 Backing Up 3 Fixed Object 0 Head On 1 Jackknife 0 Left Turn, Diff. Road 1 Left Turn, Same Road 0 Right Turn, Diff. Road 0 Right Turn, Same Road | 1 Rear End, Slow/Stop 1 Rear End, Turning 1 Rollover 0 Run Off Road, Left 2 Run Off Road, Right 0 Run Off Road, Straight 1 Parked Vehicle 1 Pedalcyclist 0 Pedestrian 3 Movable Object | 7 Sideswipe, Same Direction 1 Sideswipe, Opposite Direction 0 Railroad, Engine/Train 0 Other Collision 2 Other Non-Collision 0 Unknown |



Summary Report of All Crashes by County

MCDOWELL

NC State Highway Patrol Troop:

G

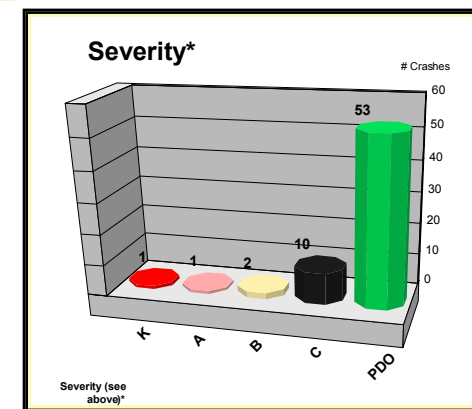
District:

G8

| Total Crashes | Severity* <small>(see Severity chart below)</small> | Fatalities | Injuries | Alcohol Involved | Speed Involved | In Work Zone |
|---------------|--|---------------------------------|----------------------------------|------------------|----------------|--------------|
| 70 | 1 Caused Disabling Injury 2 Caused Obvious Injury (B) 10 Caused Possible Injury (C) 1 Caused Fatality (K) 53 Caused Property Damage Only (PDO) | 1 Fatal Crashes 1 Fatalities | 13 Injury Crashes 14 Injuries | 0 Crashes | 1 Crashes | 0 Crashes |

| Weather Conditions | Driver Condition | Road Type | Urban/Rural Area |
|---|--|---|-------------------------------------|
| 43 Clear 14 Cloudy 5 Rain 0 Fog, Smog, Smoke 0 Sleet, Hail, Freezing Rain/Drizzle 7 Snow 0 Severe Crosswinds 1 Other | 66 Apparently Normal 0 Fatigue 0 Fell Asleep, Fainted, Loss of Consciousness 0 Illness 0 Impairment Due to Medication, Drugs, Alcohol 1 Medical Condition 0 Other Physical Impairment 3 Unknown | 34 Interstate 14 US Highway 6 NC State Highway 0 Secondary Road 8 Local Road 8 Private or Other Road | 9 Urban Crashes 61 Rural Crashes |

| Crash Type | | |
|--|---|--|
| 3 Anqle 1 Animal 1 Backing Up 17 Fixed Object 1 Head On 2 Jackknife 1 Left Turn, Diff. Road 0 Left Turn, Same Road 1 Right Turn, Diff. Road 2 Right Turn, Same Road | 8 Rear End, Slow/Stop 1 Rear End, Turning 3 Rollover 2 Run Off Road, Left 1 Run Off Road, Right 0 Run Off Road, Straight 3 Parked Vehicle 0 Pedalcyclist 0 Pedestrian 2 Movable Object | 15 Sideswipe, Same Direction 4 Sideswipe, Opposite Direction 0 Railroad, Engine/Train 1 Other Collision 1 Other Non-Collision 0 Unknown |



Summary Report of All Crashes by County

MECKLENBURG

NC State Highway Patrol Troop:

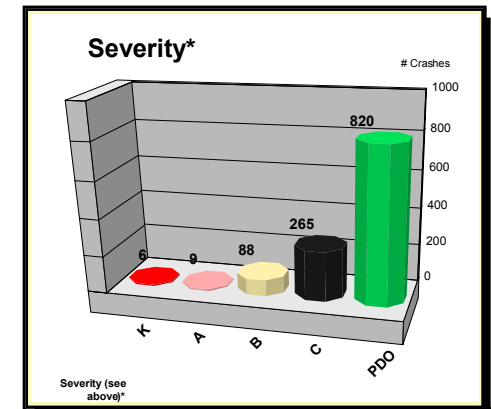
H

 District: **H6**

| Total Crashes | Severity* <small>(see Severity chart below)</small> | Fatalities | Injuries | Alcohol Involved | Speed Involved | In Work Zone |
|---------------|--|---|--|------------------|------------------|-------------------|
| 1200 | 9 Caused Disabling Injury 88 Caused Obvious Injury (B) 265 Caused Possible Injury (C) 6 Caused Fatality (K) 820 Caused Property Damage Only (PDO) | 6 Fatal Crashes 6 Fatalities | 364 Injury Crashes 640 Injuries | 0 Crashes | 4 Crashes | 19 Crashes |

| Weather Conditions | Driver Condition | Road Type | Urban/Rural Area |
|---|---|---|--|
| 905 Clear 194 Cloudy 77 Rain 1 Fog, Smog, Smoke 8 Sleet, Hail, Freezing Rain/Drizzle 13 Snow 0 Severe Crosswinds 2 Other | 1131 Apparently Normal 2 Fatigue 1 Fell Asleep, Fainted, Loss of Consciousness 1 Illness 0 Impairment Due to Medication, Drugs, Alcohol 3 Medical Condition 0 Other Physical Impairment 62 Unknown | 374 Interstate 36 US Highway 37 NC State Highway 0 Secondary Road 753 Local Road 0 Private or Other Road | 1162 Urban Crashes 38 Rural Crashes |

| Crash Type | | |
|---|---|--|
| 142 Anqle 5 Animal 57 Backing Up 47 Fixed Object 7 Head On 2 Jackknife 37 Left Turn, Diff. Road 42 Left Turn, Same Road 13 Right Turn, Diff. Road 37 Right Turn, Same Road | 311 Rear End, Slow/Stop 5 Rear End, Turning 12 Rollover 9 Run Off Road, Left 24 Run Off Road, Right 3 Run Off Road, Straight 21 Parked Vehicle 2 Pedalcyclist 4 Pedestrian 32 Movable Object | 333 Sideswipe, Same Direction 22 Sideswipe, Opposite Direction 0 Railroad, Engine/Train 23 Other Collision 10 Other Non-Collision 0 Unknown |



Summary Report of All Crashes by County

MITCHELL

NC State Highway Patrol Troop:

G

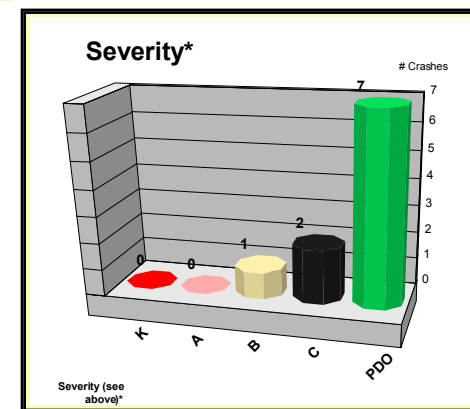
District:

G8

| Total Crashes | Severity* <small>(see Severity chart below)</small> | Fatalities | Injuries | Alcohol Involved | Speed Involved | In Work Zone |
|---------------|--|---------------------------------|--------------------------------|------------------|----------------|--------------|
| 11 | 0 Caused Disabling Injury 1 Caused Obvious Injury (B) 2 Caused Possible Injury (C) 0 Caused Fatality (K) 7 Caused Property Damage Only (PDO) | 0 Fatal Crashes 0 Fatalities | 3 Injury Crashes 3 Injuries | 0 Crashes | 0 Crashes | 0 Crashes |

| Weather Conditions | Driver Condition | Road Type | Urban/Rural Area |
|---|---|---|-------------------------------------|
| 7 Clear 3 Cloudy 0 Rain 0 Fog, Smog, Smoke 0 Sleet, Hail, Freezing Rain/Drizzle 1 Snow 0 Severe Crosswinds 0 Other | 9 Apparently Normal 0 Fatigue 0 Fell Asleep, Fainted, Loss of Consciousness 0 Illness 0 Impairment Due to Medication, Drugs, Alcohol 0 Medical Condition 0 Other Physical Impairment 2 Unknown | 0 Interstate 0 US Highway 6 NC State Highway 0 Secondary Road 3 Local Road 2 Private or Other Road | 0 Urban Crashes 11 Rural Crashes |

| Crash Type | | |
|---|---|---|
| 0 Anqle 0 Animal 0 Backing Up 2 Fixed Object 1 Head On 0 Jackknife 2 Left Turn, Diff. Road 0 Left Turn, Same Road 0 Right Turn, Diff. Road 0 Right Turn, Same Road | 1 Rear End, Slow/Stop 0 Rear End, Turning 0 Rollover 0 Run Off Road, Left 1 Run Off Road, Right 0 Run Off Road, Straight 1 Parked Vehicle 0 Pedalcyclist 0 Pedestrian 0 Movable Object | 0 Sideswipe, Same Direction 2 Sideswipe, Opposite Direction 0 Railroad, Engine/Train 1 Other Collision 0 Other Non-Collision 0 Unknown |



Summary Report of All Crashes by County
MONTGOMERY

NC State Highway Patrol Troop:

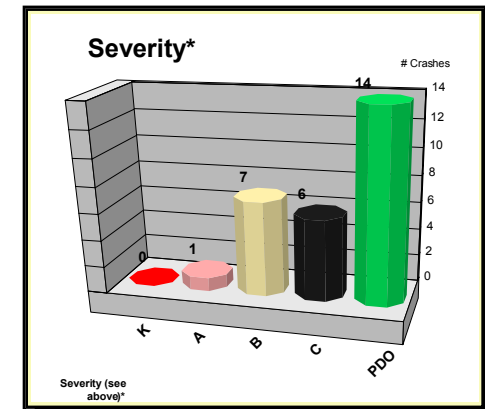
E

 District: **E6**

| Total Crashes | Severity* <small>(see Severity chart below)</small> | Fatalities | Injuries | Alcohol Involved | Speed Involved | In Work Zone |
|---------------|---|---------------------------------|----------------------------------|------------------|----------------|--------------|
| 28 | 1 Caused Disabling Injury 7 Caused Obvious Injury (B) 6 Caused Possible Injury (C) 0 Caused Fatality (K) 14 Caused Property Damage Only (PDO) | 0 Fatal Crashes 0 Fatalities | 14 Injury Crashes 18 Injuries | 0 Crashes | 3 Crashes | 0 Crashes |

| Weather Conditions | Driver Condition | Road Type | Urban/Rural Area |
|--|--|--|-------------------------------------|
| 19 Clear 8 Cloudy 0 Rain 0 Fog, Smog, Smoke 0 Sleet, Hail, Freezing Rain/Drizzle 1 Snow 0 Severe Crosswinds 0 Other | 27 Apparently Normal 0 Fatigue 0 Fell Asleep, Fainted, Loss of Consciousness 0 Illness 0 Impairment Due to Medication, Drugs, Alcohol 0 Medical Condition 0 Other Physical Impairment 1 Unknown | 0 Interstate 5 US Highway 12 NC State Highway 0 Secondary Road 3 Local Road 8 Private or Other Road | 0 Urban Crashes 28 Rural Crashes |

| Crash Type | | |
|---|---|---|
| 4 Anqle 0 Animal 1 Backing Up 5 Fixed Object 1 Head On 0 Jackknife 4 Left Turn, Diff. Road 1 Left Turn, Same Road 0 Right Turn, Diff. Road 1 Right Turn, Same Road | 5 Rear End, Slow/Stop 0 Rear End, Turning 4 Rollover 1 Run Off Road, Left 0 Run Off Road, Right 0 Run Off Road, Straight 0 Parked Vehicle 0 Pedalcyclist 0 Pedestrian 0 Movable Object | 0 Sideswipe, Same Direction 1 Sideswipe, Opposite Direction 0 Railroad, Engine/Train 0 Other Collision 0 Other Non-Collision 0 Unknown |



Summary Report of All Crashes by County

MOORE

NC State Highway Patrol Troop:

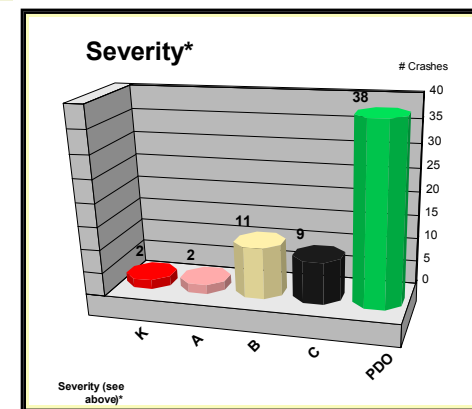
H

 District: **H6**

| Total Crashes | Severity* <small>(see Severity chart below)</small> | Fatalities | Injuries | Alcohol Involved | Speed Involved | In Work Zone |
|---------------|--|---------------------------------|----------------------------------|------------------|----------------|--------------|
| 62 | 2 Caused Disabling Injury 11 Caused Obvious Injury (B) 9 Caused Possible Injury (C) 2 Caused Fatality (K) 38 Caused Property Damage Only (PDO) | 2 Fatal Crashes 2 Fatalities | 23 Injury Crashes 36 Injuries | 0 Crashes | 3 Crashes | 1 Crashes |

| Weather Conditions | Driver Condition | Road Type | Urban/Rural Area |
|--|--|--|-------------------------------------|
| 53 Clear 6 Cloudy 1 Rain 0 Fog, Smog, Smoke 2 Sleet, Hail, Freezing Rain/Drizzle 0 Snow 0 Severe Crosswinds 0 Other | 57 Apparently Normal 0 Fatigue 2 Fell Asleep, Fainted, Loss of Consciousness 0 Illness 0 Impairment Due to Medication, Drugs, Alcohol 0 Medical Condition 0 Other Physical Impairment 3 Unknown | 0 Interstate 22 US Highway 20 NC State Highway 0 Secondary Road 16 Local Road 4 Private or Other Road | 9 Urban Crashes 53 Rural Crashes |

| Crash Type | | |
|---|--|---|
| 9 Anqle 1 Animal 2 Backing Up 7 Fixed Object 8 Head On 1 Jackknife 1 Left Turn, Diff. Road 6 Left Turn, Same Road 0 Right Turn, Diff. Road 2 Right Turn, Same Road | 13 Rear End, Slow/Stop 0 Rear End, Turning 0 Rollover 0 Run Off Road, Left 0 Run Off Road, Right 0 Run Off Road, Straight 2 Parked Vehicle 0 Pedalcyclist 0 Pedestrian 1 Movable Object | 2 Sideswipe, Same Direction 5 Sideswipe, Opposite Direction 0 Railroad, Engine/Train 1 Other Collision 1 Other Non-Collision 0 Unknown |



Summary Report of All Crashes by County

NASH

NC State Highway Patrol Troop:

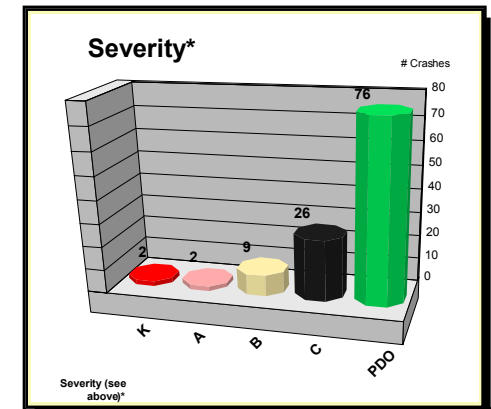
C

 District: **C3**

| Total Crashes | Severity* <small>(see Severity chart below)</small> | Fatalities | Injuries | Alcohol Involved | Speed Involved | In Work Zone |
|---------------|--|---------------------------------|----------------------------------|------------------|----------------|--------------|
| 115 | 2 Caused Disabling Injury 9 Caused Obvious Injury (B) 26 Caused Possible Injury (C) 2 Caused Fatality (K) 76 Caused Property Damage Only (PDO) | 2 Fatal Crashes 2 Fatalities | 37 Injury Crashes 60 Injuries | 0 Crashes | 1 Crashes | 0 Crashes |

| Weather Conditions | Driver Condition | Road Type | Urban/Rural Area |
|---|---|--|--------------------------------------|
| 92 Clear 19 Cloudy 1 Rain 1 Fog, Smog, Smoke 0 Sleet, Hail, Freezing Rain/Drizzle 2 Snow 0 Severe Crosswinds 0 Other | 104 Apparently Normal 0 Fatigue 3 Fell Asleep, Fainted, Loss of Consciousness 0 Illness 1 Impairment Due to Medication, Drugs, Alcohol 0 Medical Condition 0 Other Physical Impairment 7 Unknown | 27 Interstate 16 US Highway 17 NC State Highway 0 Secondary Road 41 Local Road 14 Private or Other Road | 46 Urban Crashes 69 Rural Crashes |

| Crash Type | | |
|---|--|--|
| 19 Anqle 2 Animal 5 Backing Up 15 Fixed Object 1 Head On 0 Jackknife 4 Left Turn, Diff. Road 3 Left Turn, Same Road 0 Right Turn, Diff. Road 3 Right Turn, Same Road | 16 Rear End, Slow/Stop 0 Rear End, Turning 3 Rollover 0 Run Off Road, Left 2 Run Off Road, Right 0 Run Off Road, Straight 1 Parked Vehicle 0 Pedalcyclist 3 Pedestrian 9 Movable Object | 22 Sideswipe, Same Direction 3 Sideswipe, Opposite Direction 0 Railroad, Engine/Train 3 Other Collision 1 Other Non-Collision 0 Unknown |



Summary Report of All Crashes by County
NEW HANOVER

NC State Highway Patrol Troop:

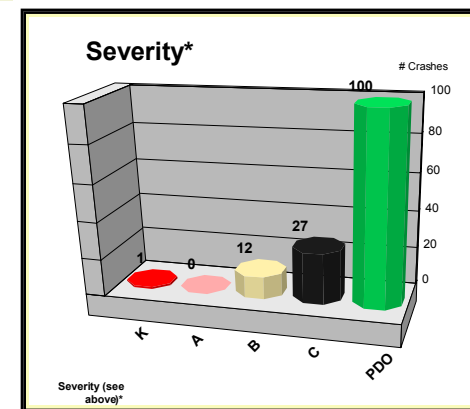
B

 District: **B2**

| Total Crashes | Severity* <small>(see Severity chart below)</small> | Fatalities | Injuries | Alcohol Involved | Speed Involved | In Work Zone |
|---------------|--|---------------------------------|----------------------------------|------------------|----------------|--------------|
| 142 | 0 Caused Disabling Injury 12 Caused Obvious Injury (B) 27 Caused Possible Injury (C) 1 Caused Fatality (K) 100 Caused Property Damage Only (PDO) | 1 Fatal Crashes 1 Fatalities | 39 Injury Crashes 73 Injuries | 0 Crashes | 1 Crashes | 1 Crashes |

| Weather Conditions | Driver Condition | Road Type | Urban/Rural Area |
|--|--|---|---|
| 113 Clear 16 Cloudy 13 Rain 0 Fog, Smog, Smoke 0 Sleet, Hail, Freezing Rain/Drizzle 0 Snow 0 Severe Crosswinds 0 Other | 131 Apparently Normal 0 Fatigue 0 Fell Asleep, Fainted, Loss of Consciousness 0 Illness 1 Impairment Due to Medication, Drugs, Alcohol 1 Medical Condition 0 Other Physical Impairment 9 Unknown | 2 Interstate 25 US Highway 2 NC State Highway 0 Secondary Road 106 Local Road 7 Private or Other Road | 103 Urban Crashes 39 Rural Crashes |

| Crash Type | | |
|---|---|---|
| 30 Anqle 0 Animal 6 Backing Up 6 Fixed Object 1 Head On 1 Jackknife 5 Left Turn, Diff. Road 5 Left Turn, Same Road 2 Right Turn, Diff. Road 4 Right Turn, Same Road | 33 Rear End, Slow/Stop 0 Rear End, Turning 3 Rollover 3 Run Off Road, Left 3 Run Off Road, Right 0 Run Off Road, Straight 1 Parked Vehicle 0 Pedalcyclist 1 Pedestrian 5 Movable Object | 24 Sideswipe, Same Direction 3 Sideswipe, Opposite Direction 0 Railroad, Engine/Train 1 Other Collision 4 Other Non-Collision 1 Unknown |



Summary Report of All Crashes by County

NORTHAMPTON

NC State Highway Patrol Troop:

C

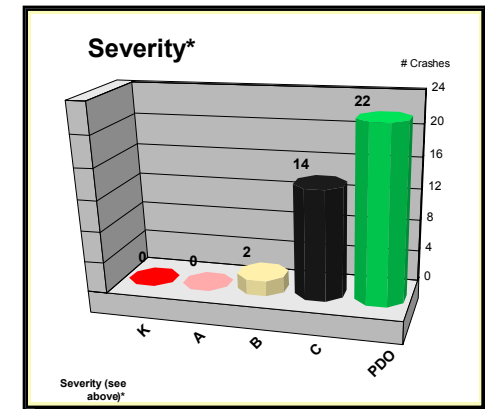
District:

C3

| Total Crashes | Severity* <small>(see Severity chart below)</small> | Fatalities | Injuries | Alcohol Involved | Speed Involved | In Work Zone |
|---------------|--|---------------------------------|----------------------------------|------------------|----------------|--------------|
| 38 | 0 Caused Disabling Injury 2 Caused Obvious Injury (B) 14 Caused Possible Injury (C) 0 Caused Fatality (K) 22 Caused Property Damage Only (PDO) | 0 Fatal Crashes 0 Fatalities | 16 Injury Crashes 29 Injuries | 0 Crashes | 0 Crashes | 1 Crashes |

| Weather Conditions | Driver Condition | Road Type | Urban/Rural Area |
|--|--|--|-------------------------------------|
| 25 Clear 4 Cloudy 2 Rain 0 Fog, Smog, Smoke 4 Sleet, Hail, Freezing Rain/Drizzle 3 Snow 0 Severe Crosswinds 0 Other | 37 Apparently Normal 0 Fatigue 1 Fell Asleep, Fainted, Loss of Consciousness 0 Illness 0 Impairment Due to Medication, Drugs, Alcohol 0 Medical Condition 0 Other Physical Impairment 0 Unknown | 12 Interstate 10 US Highway 11 NC State Highway 0 Secondary Road 1 Local Road 4 Private or Other Road | 0 Urban Crashes 38 Rural Crashes |

| Crash Type | | |
|---|---|---|
| 5 Anqle 1 Animal 1 Backing Up 7 Fixed Object 0 Head On 0 Jackknife 2 Left Turn, Diff. Road 4 Left Turn, Same Road 1 Right Turn, Diff. Road 0 Right Turn, Same Road | 5 Rear End, Slow/Stop 0 Rear End, Turning 2 Rollover 0 Run Off Road, Left 1 Run Off Road, Right 0 Run Off Road, Straight 0 Parked Vehicle 0 Pedalcyclist 0 Pedestrian 0 Movable Object | 6 Sideswipe, Same Direction 0 Sideswipe, Opposite Direction 0 Railroad, Engine/Train 0 Other Collision 3 Other Non-Collision 0 Unknown |



Summary Report of All Crashes by County
ONslow

NC State Highway Patrol Troop:

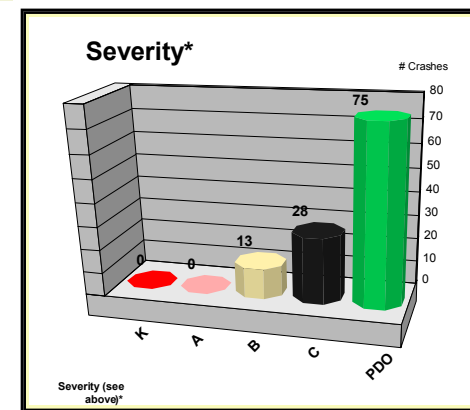
B

 District: **B1**

| Total Crashes | Severity* <small>(see Severity chart below)</small> | Fatalities | Injuries | Alcohol Involved | Speed Involved | In Work Zone |
|---------------|---|---------------------------------|----------------------------------|------------------|----------------|--------------|
| 117 | 0 Caused Disabling Injury 13 Caused Obvious Injury (B) 28 Caused Possible Injury (C) 0 Caused Fatality (K) 75 Caused Property Damage Only (PDO) | 0 Fatal Crashes 0 Fatalities | 41 Injury Crashes 59 Injuries | 0 Crashes | 3 Crashes | 1 Crashes |

| Weather Conditions | Driver Condition | Road Type | Urban/Rural Area |
|---|---|---|--|
| 100 Clear 8 Cloudy 7 Rain 1 Fog, Smog, Smoke 1 Sleet, Hail, Freezing Rain/Drizzle 0 Snow 0 Severe Crosswinds 0 Other | 112 Apparently Normal 0 Fatigue 0 Fell Asleep, Fainted, Loss of Consciousness 0 Illness 0 Impairment Due to Medication, Drugs, Alcohol 0 Medical Condition 0 Other Physical Impairment 5 Unknown | 0 Interstate 36 US Highway 32 NC State Highway 0 Secondary Road 29 Local Road 20 Private or Other Road | 53 Urban Crashes 64 Rural Crashes |

| Crash Type | | |
|--|--|--|
| 16 Angle 2 Animal 3 Backing Up 8 Fixed Object 1 Head On 0 Jackknife 8 Left Turn, Diff. Road 6 Left Turn, Same Road 3 Right Turn, Diff. Road 5 Right Turn, Same Road | 30 Rear End, Slow/Stop 3 Rear End, Turning 3 Rollover 1 Run Off Road, Left 0 Run Off Road, Right 0 Run Off Road, Straight 4 Parked Vehicle 0 Pedalcyclist 0 Pedestrian 1 Movable Object | 16 Sideswipe, Same Direction 4 Sideswipe, Opposite Direction 0 Railroad, Engine/Train 0 Other Collision 3 Other Non-Collision 0 Unknown |



Summary Report of All Crashes by County

ORANGE

NC State Highway Patrol Troop:

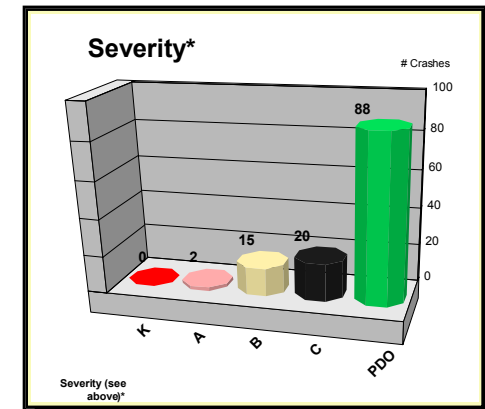
D

 District: **D4**

| Total Crashes | Severity* <small>(see Severity chart below)</small> | Fatalities | Injuries | Alcohol Involved | Speed Involved | In Work Zone |
|---------------|--|---|--|------------------|------------------|------------------|
| 128 | 2 Caused Disabling Injury 15 Caused Obvious Injury (B) 20 Caused Possible Injury (C) 0 Caused Fatality (K) 88 Caused Property Damage Only (PDO) | 0 Fatal Crashes 0 Fatalities | 37 Injury Crashes 53 Injuries | 0 Crashes | 1 Crashes | 2 Crashes |

| Weather Conditions | Driver Condition | Road Type | Urban/Rural Area |
|--|--|--|--|
| 101 Clear 13 Cloudy 7 Rain 1 Fog, Smog, Smoke 1 Sleet, Hail, Freezing Rain/Drizzle 5 Snow 0 Severe Crosswinds 0 Other | 118 Apparently Normal 0 Fatigue 0 Fell Asleep, Fainted, Loss of Consciousness 0 Illness 0 Impairment Due to Medication, Drugs, Alcohol 0 Medical Condition 0 Other Physical Impairment 10 Unknown | 46 Interstate 14 US Highway 11 NC State Highway 0 Secondary Road 39 Local Road 18 Private or Other Road | 48 Urban Crashes 80 Rural Crashes |

| Crash Type | | |
|---|--|--|
| 8 Anqle 6 Animal 3 Backing Up 7 Fixed Object 0 Head On 0 Jackknife 2 Left Turn, Diff. Road 5 Left Turn, Same Road 1 Right Turn, Diff. Road 3 Right Turn, Same Road | 37 Rear End, Slow/Stop 3 Rear End, Turning 2 Rollover 3 Run Off Road, Left 4 Run Off Road, Right 0 Run Off Road, Straight 5 Parked Vehicle 0 Pedalcyclist 0 Pedestrian 5 Movable Object | 28 Sideswipe, Same Direction 2 Sideswipe, Opposite Direction 0 Railroad, Engine/Train 3 Other Collision 1 Other Non-Collision 0 Unknown |



Summary Report of All Crashes by County

PAMLICO

NC State Highway Patrol Troop:

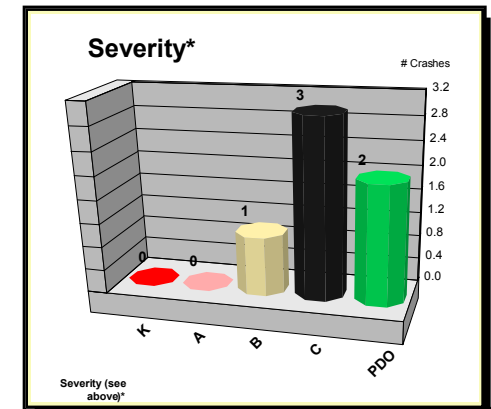
A

 District: **A1**

| Total Crashes | Severity* <small>(see Severity chart below)</small> | Fatalities | Injuries | Alcohol Involved | Speed Involved | In Work Zone |
|---------------|--|---|--|---|---|---|
| 6 | <ul style="list-style-type: none"> 0 Caused Disabling Injury 1 Caused Obvious Injury (B) 3 Caused Possible Injury (C) 0 Caused Fatality (K) 2 Caused Property Damage Only (PDO) | <ul style="list-style-type: none"> 0 Fatal Crashes 0 Fatalities | <ul style="list-style-type: none"> 4 Injury Crashes 9 Injuries | <ul style="list-style-type: none"> 0 Crashes | <ul style="list-style-type: none"> 0 Crashes | <ul style="list-style-type: none"> 0 Crashes |

| Weather Conditions | Driver Condition | Road Type | Urban/Rural Area |
|---|---|---|--|
| <ul style="list-style-type: none"> 3 Clear 2 Cloudy 0 Rain 0 Fog, Smog, Smoke 1 Sleet, Hail, Freezing Rain/Drizzle 0 Snow 0 Severe Crosswinds 0 Other | <ul style="list-style-type: none"> 6 Apparently Normal 0 Fatigue 0 Fell Asleep, Fainted, Loss of Consciousness 0 Illness 0 Impairment Due to Medication, Drugs, Alcohol 0 Medical Condition 0 Other Physical Impairment 0 Unknown | <ul style="list-style-type: none"> 0 Interstate 0 US Highway 5 NC State Highway 0 Secondary Road 0 Local Road 1 Private or Other Road | <ul style="list-style-type: none"> 0 Urban Crashes 6 Rural Crashes |

| Crash Type | | |
|---|---|---|
| <ul style="list-style-type: none"> 0 Anqle 0 Animal 0 Backing Up 3 Fixed Object 1 Head On 0 Jackknife 0 Left Turn, Diff. Road 0 Left Turn, Same Road 0 Right Turn, Diff. Road 0 Right Turn, Same Road | <ul style="list-style-type: none"> 0 Rear End, Slow/Stop 0 Rear End, Turning 1 Rollover 0 Run Off Road, Left 0 Run Off Road, Right 0 Run Off Road, Straight 0 Parked Vehicle 0 Pedalcyclist 0 Pedestrian 0 Movable Object | <ul style="list-style-type: none"> 1 Sideswipe, Same Direction 0 Sideswipe, Opposite Direction 0 Railroad, Engine/Train 0 Other Collision 0 Other Non-Collision 0 Unknown |



Summary Report of All Crashes by County

PASQUOTANK

NC State Highway Patrol Troop:

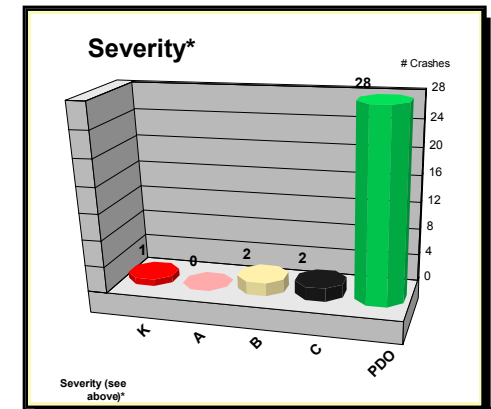
A

 District: **A1**

| Total Crashes | Severity* <small>(see Severity chart below)</small> | Fatalities | Injuries | Alcohol Involved | Speed Involved | In Work Zone |
|---------------|---|---|---|---|---|---|
| 33 | <ul style="list-style-type: none"> 0 Caused Disabling Injury 2 Caused Obvious Injury (B) 2 Caused Possible Injury (C) 1 Caused Fatality (K) 28 Caused Property Damage Only (PDO) | <ul style="list-style-type: none"> 1 Fatal Crashes 1 Fatalities | <ul style="list-style-type: none"> 5 Injury Crashes 10 Injuries | <ul style="list-style-type: none"> 0 Crashes | <ul style="list-style-type: none"> 2 Crashes | <ul style="list-style-type: none"> 0 Crashes |

| Weather Conditions | Driver Condition | Road Type | Urban/Rural Area |
|--|--|--|--|
| <ul style="list-style-type: none"> 28 Clear 4 Cloudy 1 Rain 0 Fog, Smog, Smoke 0 Sleet, Hail, Freezing Rain/Drizzle 0 Snow 0 Severe Crosswinds 0 Other | <ul style="list-style-type: none"> 30 Apparently Normal 0 Fatigue 0 Fell Asleep, Fainted, Loss of Consciousness 0 Illness 1 Impairment Due to Medication, Drugs, Alcohol 0 Medical Condition 0 Other Physical Impairment 2 Unknown | <ul style="list-style-type: none"> 0 Interstate 8 US Highway 0 NC State Highway 0 Secondary Road 18 Local Road 7 Private or Other Road | <ul style="list-style-type: none"> 18 Urban Crashes 15 Rural Crashes |

| Crash Type | | |
|---|---|---|
| <ul style="list-style-type: none"> 0 Anqle 0 Animal 1 Backing Up 0 Fixed Object 0 Head On 0 Jackknife 1 Left Turn, Diff. Road 3 Left Turn, Same Road 1 Right Turn, Diff. Road 3 Right Turn, Same Road | <ul style="list-style-type: none"> 6 Rear End, Slow/Stop 0 Rear End, Turning 1 Rollover 0 Run Off Road, Left 1 Run Off Road, Right 0 Run Off Road, Straight 2 Parked Vehicle 0 Pedalcyclist 0 Pedestrian 3 Movable Object | <ul style="list-style-type: none"> 8 Sideswipe, Same Direction 2 Sideswipe, Opposite Direction 0 Railroad, Engine/Train 0 Other Collision 1 Other Non-Collision 0 Unknown |



Summary Report of All Crashes by County

PENDER

NC State Highway Patrol Troop:

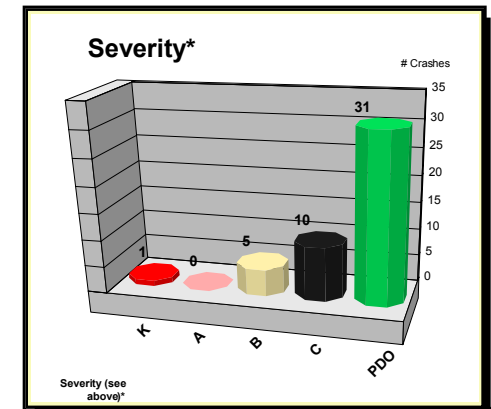
B

 District: **B2**

| Total Crashes | Severity* <small>(see Severity chart below)</small> | Fatalities | Injuries | Alcohol Involved | Speed Involved | In Work Zone |
|---------------|--|---------------------------------|----------------------------------|------------------|----------------|--------------|
| 47 | 0 Caused Disabling Injury 5 Caused Obvious Injury (B) 10 Caused Possible Injury (C) 1 Caused Fatality (K) 31 Caused Property Damage Only (PDO) | 1 Fatal Crashes 2 Fatalities | 15 Injury Crashes 24 Injuries | 0 Crashes | 2 Crashes | 0 Crashes |

| Weather Conditions | Driver Condition | Road Type | Urban/Rural Area |
|--|--|---|-------------------------------------|
| 37 Clear 7 Cloudy 3 Rain 0 Fog, Smog, Smoke 0 Sleet, Hail, Freezing Rain/Drizzle 0 Snow 0 Severe Crosswinds 0 Other | 44 Apparently Normal 1 Fatigue 1 Fell Asleep, Fainted, Loss of Consciousness 0 Illness 0 Impairment Due to Medication, Drugs, Alcohol 0 Medical Condition 0 Other Physical Impairment 1 Unknown | 8 Interstate 21 US Highway 12 NC State Highway 0 Secondary Road 0 Local Road 6 Private or Other Road | 0 Urban Crashes 47 Rural Crashes |

| Crash Type | | |
|--|--|---|
| 2 Anqle 5 Animal 1 Backing Up 10 Fixed Object 0 Head On 0 Jackknife 2 Left Turn, Diff. Road 5 Left Turn, Same Road 0 Right Turn, Diff. Road 0 Right Turn, Same Road | 10 Rear End, Slow/Stop 0 Rear End, Turning 1 Rollover 1 Run Off Road, Left 1 Run Off Road, Right 0 Run Off Road, Straight 1 Parked Vehicle 0 Pedalcyclist 0 Pedestrian 2 Movable Object | 1 Sideswipe, Same Direction 2 Sideswipe, Opposite Direction 0 Railroad, Engine/Train 1 Other Collision 2 Other Non-Collision 0 Unknown |



Summary Report of All Crashes by County

PERQUIMANS

NC State Highway Patrol Troop:

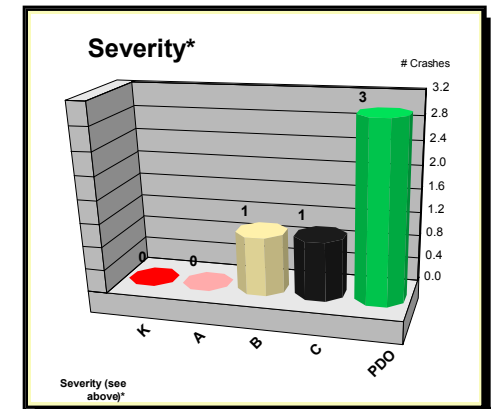
A

 District: **A1**

| Total Crashes | Severity* <small>(see Severity chart below)</small> | Fatalities | Injuries | Alcohol Involved | Speed Involved | In Work Zone |
|---------------|--|---|--|---|---|---|
| 5 | <ul style="list-style-type: none"> 0 Caused Disabling Injury 1 Caused Obvious Injury (B) 1 Caused Possible Injury (C) 0 Caused Fatality (K) 3 Caused Property Damage Only (PDO) | <ul style="list-style-type: none"> 0 Fatal Crashes 0 Fatalities | <ul style="list-style-type: none"> 2 Injury Crashes 3 Injuries | <ul style="list-style-type: none"> 0 Crashes | <ul style="list-style-type: none"> 0 Crashes | <ul style="list-style-type: none"> 0 Crashes |

| Weather Conditions | Driver Condition | Road Type | Urban/Rural Area |
|---|---|---|--|
| <ul style="list-style-type: none"> 3 Clear 0 Cloudy 1 Rain 0 Fog, Smog, Smoke 0 Sleet, Hail, Freezing Rain/Drizzle 1 Snow 0 Severe Crosswinds 0 Other | <ul style="list-style-type: none"> 5 Apparently Normal 0 Fatigue 0 Fell Asleep, Fainted, Loss of Consciousness 0 Illness 0 Impairment Due to Medication, Drugs, Alcohol 0 Medical Condition 0 Other Physical Impairment 0 Unknown | <ul style="list-style-type: none"> 0 Interstate 2 US Highway 1 NC State Highway 0 Secondary Road 2 Local Road 0 Private or Other Road | <ul style="list-style-type: none"> 0 Urban Crashes 5 Rural Crashes |

| Crash Type | | |
|---|---|---|
| <ul style="list-style-type: none"> 1 Anqle 0 Animal 0 Backing Up 1 Fixed Object 0 Head On 0 Jackknife 0 Left Turn, Diff. Road 1 Left Turn, Same Road 1 Right Turn, Diff. Road 0 Right Turn, Same Road | <ul style="list-style-type: none"> 1 Rear End, Slow/Stop 0 Rear End, Turning 0 Rollover 0 Run Off Road, Left 0 Run Off Road, Right 0 Run Off Road, Straight 0 Parked Vehicle 0 Pedalcyclist 0 Pedestrian 0 Movable Object | <ul style="list-style-type: none"> 0 Sideswipe, Same Direction 0 Sideswipe, Opposite Direction 0 Railroad, Engine/Train 0 Other Collision 0 Other Non-Collision 0 Unknown |



Summary Report of All Crashes by County

PERSON

NC State Highway Patrol Troop:

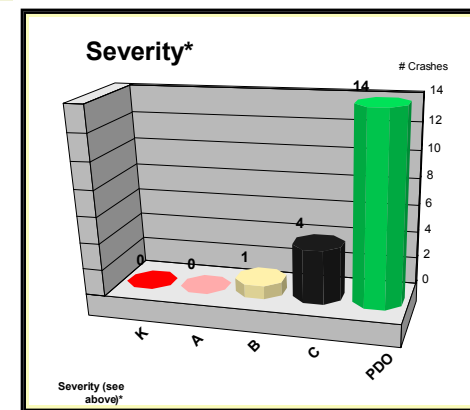
D

 District: **D4**

| Total Crashes | Severity* <small>(see Severity chart below)</small> | Fatalities | Injuries | Alcohol Involved | Speed Involved | In Work Zone |
|---------------|---|---------------------------------|--------------------------------|------------------|----------------|--------------|
| 19 | 0 Caused Disabling Injury 1 Caused Obvious Injury (B) 4 Caused Possible Injury (C) 0 Caused Fatality (K) 14 Caused Property Damage Only (PDO) | 0 Fatal Crashes 0 Fatalities | 5 Injury Crashes 6 Injuries | 0 Crashes | 0 Crashes | 0 Crashes |

| Weather Conditions | Driver Condition | Road Type | Urban/Rural Area |
|--|--|--|-------------------------------------|
| 16 Clear 0 Cloudy 1 Rain 0 Fog, Smog, Smoke 0 Sleet, Hail, Freezing Rain/Drizzle 2 Snow 0 Severe Crosswinds 0 Other | 19 Apparently Normal 0 Fatigue 0 Fell Asleep, Fainted, Loss of Consciousness 0 Illness 0 Impairment Due to Medication, Drugs, Alcohol 0 Medical Condition 0 Other Physical Impairment 0 Unknown | 0 Interstate 4 US Highway 1 NC State Highway 0 Secondary Road 10 Local Road 4 Private or Other Road | 11 Urban Crashes 8 Rural Crashes |

| Crash Type | | |
|---|---|---|
| 5 Anqle 0 Animal 0 Backing Up 1 Fixed Object 1 Head On 0 Jackknife 0 Left Turn, Diff. Road 0 Left Turn, Same Road 0 Right Turn, Diff. Road 0 Right Turn, Same Road | 2 Rear End, Slow/Stop 0 Rear End, Turning 1 Rollover 0 Run Off Road, Left 2 Run Off Road, Right 0 Run Off Road, Straight 0 Parked Vehicle 0 Pedalcyclist 0 Pedestrian 0 Movable Object | 4 Sideswipe, Same Direction 2 Sideswipe, Opposite Direction 0 Railroad, Engine/Train 1 Other Collision 0 Other Non-Collision 0 Unknown |



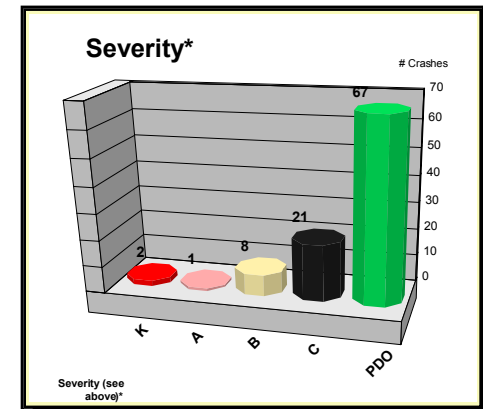
Summary Report of All Crashes by County

PITT NC State Highway Patrol Troop: **A** District: **A1**

| Total Crashes | Severity* <small>(see Severity chart below)</small> | Fatalities | Injuries | Alcohol Involved | Speed Involved | In Work Zone |
|---------------|--|---------------------------------|----------------------------------|------------------|----------------|--------------|
| 101 | 1 Caused Disabling Injury 8 Caused Obvious Injury (B) 21 Caused Possible Injury (C) 2 Caused Fatality (K) 67 Caused Property Damage Only (PDO) | 2 Fatal Crashes 2 Fatalities | 30 Injury Crashes 54 Injuries | 0 Crashes | 0 Crashes | 0 Crashes |

| Weather Conditions | Driver Condition | Road Type | Urban/Rural Area |
|---|--|---|--|
| 81 Clear 17 Cloudy 1 Rain 0 Fog, Smog, Smoke 0 Sleet, Hail, Freezing Rain/Drizzle 1 Snow 1 Severe Crosswinds 0 Other | 92 Apparently Normal 0 Fatigue 1 Fell Asleep, Fainted, Loss of Consciousness 0 Illness 0 Impairment Due to Medication, Drugs, Alcohol 0 Medical Condition 0 Other Physical Impairment 8 Unknown | 0 Interstate 16 US Highway 19 NC State Highway 0 Secondary Road 52 Local Road 14 Private or Other Road | 50 Urban Crashes 51 Rural Crashes |

| Crash Type | | |
|--|--|--|
| 17 Anqle 3 Animal 3 Backing Up 9 Fixed Object 1 Head On 0 Jackknife 3 Left Turn, Diff. Road 7 Left Turn, Same Road 2 Right Turn, Diff. Road 3 Right Turn, Same Road | 21 Rear End, Slow/Stop 1 Rear End, Turning 2 Rollover 0 Run Off Road, Left 2 Run Off Road, Right 1 Run Off Road, Straight 1 Parked Vehicle 0 Pedalcyclist 0 Pedestrian 4 Movable Object | 13 Sideswipe, Same Direction 5 Sideswipe, Opposite Direction 0 Railroad, Engine/Train 1 Other Collision 2 Other Non-Collision 0 Unknown |



Summary Report of All Crashes by County

POLK

NC State Highway Patrol Troop:

G

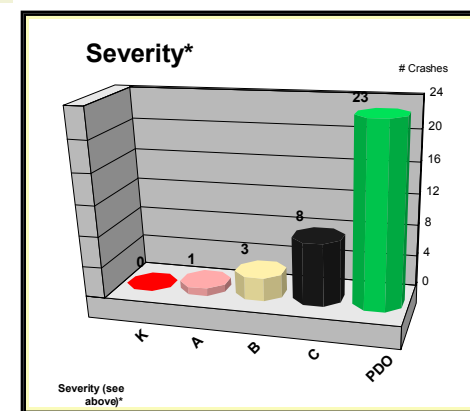
District:

G8

| Total Crashes | Severity* <small>(see Severity chart below)</small> | Fatalities | Injuries | Alcohol Involved | Speed Involved | In Work Zone |
|---------------|---|---------------------------------|----------------------------------|------------------|----------------|--------------|
| 35 | 1 Caused Disabling Injury 3 Caused Obvious Injury (B) 8 Caused Possible Injury (C) 0 Caused Fatality (K) 23 Caused Property Damage Only (PDO) | 0 Fatal Crashes 0 Fatalities | 12 Injury Crashes 18 Injuries | 0 Crashes | 0 Crashes | 7 Crashes |

| Weather Conditions | Driver Condition | Road Type | Urban/Rural Area |
|--|--|--|-------------------------------------|
| 29 Clear 2 Cloudy 3 Rain 0 Fog, Smog, Smoke 0 Sleet, Hail, Freezing Rain/Drizzle 1 Snow 0 Severe Crosswinds 0 Other | 35 Apparently Normal 0 Fatigue 0 Fell Asleep, Fainted, Loss of Consciousness 0 Illness 0 Impairment Due to Medication, Drugs, Alcohol 0 Medical Condition 0 Other Physical Impairment 0 Unknown | 28 Interstate 1 US Highway 2 NC State Highway 0 Secondary Road 1 Local Road 3 Private or Other Road | 0 Urban Crashes 35 Rural Crashes |

| Crash Type | | |
|---|--|---|
| 0 Anqle 1 Animal 3 Backing Up 3 Fixed Object 0 Head On 0 Jackknife 0 Left Turn, Diff. Road 0 Left Turn, Same Road 0 Right Turn, Diff. Road 0 Right Turn, Same Road | 10 Rear End, Slow/Stop 0 Rear End, Turning 3 Rollover 0 Run Off Road, Left 1 Run Off Road, Right 0 Run Off Road, Straight 1 Parked Vehicle 0 Pedalcyclist 0 Pedestrian 2 Movable Object | 9 Sideswipe, Same Direction 1 Sideswipe, Opposite Direction 0 Railroad, Engine/Train 1 Other Collision 0 Other Non-Collision 0 Unknown |



Summary Report of All Crashes by County

RANDOLPH

NC State Highway Patrol Troop:

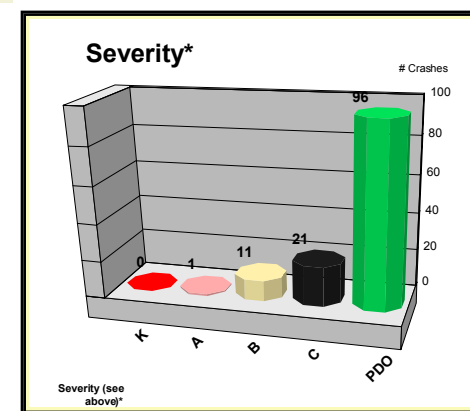
D

 District: **D4**

| Total Crashes | Severity* <small>(see Severity chart below)</small> | Fatalities | Injuries | Alcohol Involved | Speed Involved | In Work Zone |
|---------------|--|---|--|------------------|------------------|------------------|
| 130 | 1 Caused Disabling Injury 11 Caused Obvious Injury (B) 21 Caused Possible Injury (C) 0 Caused Fatality (K) 96 Caused Property Damage Only (PDO) | 0 Fatal Crashes 0 Fatalities | 33 Injury Crashes 44 Injuries | 0 Crashes | 2 Crashes | 4 Crashes |

| Weather Conditions | Driver Condition | Road Type | Urban/Rural Area |
|--|---|--|--|
| 100 Clear 17 Cloudy 6 Rain 1 Fog, Smog, Smoke 0 Sleet, Hail, Freezing Rain/Drizzle 6 Snow 0 Severe Crosswinds 0 Other | 120 Apparently Normal 0 Fatigue 2 Fell Asleep, Fainted, Loss of Consciousness 0 Illness 0 Impairment Due to Medication, Drugs, Alcohol 0 Medical Condition 0 Other Physical Impairment 7 Unknown | 11 Interstate 57 US Highway 13 NC State Highway 0 Secondary Road 11 Local Road 38 Private or Other Road | 56 Urban Crashes 74 Rural Crashes |

| Crash Type | | |
|---|--|--|
| 10 Anqle 2 Animal 5 Backing Up 15 Fixed Object 1 Head On 0 Jackknife 8 Left Turn, Diff. Road 6 Left Turn, Same Road 1 Right Turn, Diff. Road 3 Right Turn, Same Road | 29 Rear End, Slow/Stop 0 Rear End, Turning 3 Rollover 4 Run Off Road, Left 8 Run Off Road, Right 1 Run Off Road, Straight 1 Parked Vehicle 0 Pedalcyclist 0 Pedestrian 4 Movable Object | 15 Sideswipe, Same Direction 6 Sideswipe, Opposite Direction 0 Railroad, Engine/Train 2 Other Collision 6 Other Non-Collision 0 Unknown |



Summary Report of All Crashes by County

RICHMOND

NC State Highway Patrol Troop:

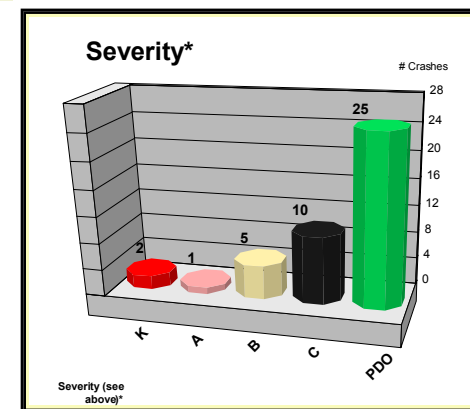
H

 District: **H6**

| Total Crashes | Severity* <small>(see Severity chart below)</small> | Fatalities | Injuries | Alcohol Involved | Speed Involved | In Work Zone |
|---------------|--|---------------------------------|----------------------------------|------------------|----------------|--------------|
| 44 | 1 Caused Disabling Injury 5 Caused Obvious Injury (B) 10 Caused Possible Injury (C) 2 Caused Fatality (K) 25 Caused Property Damage Only (PDO) | 2 Fatal Crashes 2 Fatalities | 17 Injury Crashes 25 Injuries | 0 Crashes | 0 Crashes | 3 Crashes |

| Weather Conditions | Driver Condition | Road Type | Urban/Rural Area |
|--|--|--|-------------------------------------|
| 38 Clear 4 Cloudy 1 Rain 0 Fog, Smog, Smoke 1 Sleet, Hail, Freezing Rain/Drizzle 0 Snow 0 Severe Crosswinds 0 Other | 43 Apparently Normal 0 Fatigue 0 Fell Asleep, Fainted, Loss of Consciousness 0 Illness 0 Impairment Due to Medication, Drugs, Alcohol 0 Medical Condition 0 Other Physical Impairment 1 Unknown | 0 Interstate 29 US Highway 4 NC State Highway 0 Secondary Road 3 Local Road 8 Private or Other Road | 9 Urban Crashes 35 Rural Crashes |

| Crash Type | | |
|--|---|---|
| 3 Anqle 0 Animal 1 Backing Up 10 Fixed Object 2 Head On 0 Jackknife 1 Left Turn, Diff. Road 0 Left Turn, Same Road 2 Right Turn, Diff. Road 1 Right Turn, Same Road | 9 Rear End, Slow/Stop 0 Rear End, Turning 3 Rollover 0 Run Off Road, Left 2 Run Off Road, Right 0 Run Off Road, Straight 0 Parked Vehicle 0 Pedalcyclist 0 Pedestrian 3 Movable Object | 4 Sideswipe, Same Direction 1 Sideswipe, Opposite Direction 0 Railroad, Engine/Train 1 Other Collision 1 Other Non-Collision 0 Unknown |



Summary Report of All Crashes by County
ROBESON

NC State Highway Patrol Troop:

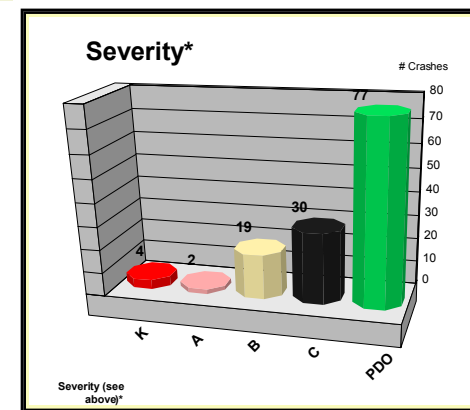
B

 District: **B2**

| Total Crashes | Severity* <small>(see Severity chart below)</small> | Fatalities | Injuries | Alcohol Involved | Speed Involved | In Work Zone |
|---------------|---|---------------------------------|----------------------------------|------------------|----------------|--------------|
| 136 | 2 Caused Disabling Injury 19 Caused Obvious Injury (B) 30 Caused Possible Injury (C) 4 Caused Fatality (K) 77 Caused Property Damage Only (PDO) | 4 Fatal Crashes 4 Fatalities | 54 Injury Crashes 74 Injuries | 0 Crashes | 0 Crashes | 0 Crashes |

| Weather Conditions | Driver Condition | Road Type | Urban/Rural Area |
|--|--|---|--|
| 108 Clear 18 Cloudy 8 Rain 0 Fog, Smog, Smoke 0 Sleet, Hail, Freezing Rain/Drizzle 2 Snow 0 Severe Crosswinds 0 Other | 121 Apparently Normal 0 Fatigue 3 Fell Asleep, Fainted, Loss of Consciousness 0 Illness 0 Impairment Due to Medication, Drugs, Alcohol 0 Medical Condition 0 Other Physical Impairment 12 Unknown | 53 Interstate 9 US Highway 27 NC State Highway 0 Secondary Road 28 Local Road 19 Private or Other Road | 47 Urban Crashes 89 Rural Crashes |

| Crash Type | | |
|---|---|--|
| 13 Anqle 1 Animal 2 Backing Up 17 Fixed Object 0 Head On 1 Jackknife 4 Left Turn, Diff. Road 5 Left Turn, Same Road 1 Right Turn, Diff. Road 4 Right Turn, Same Road | 26 Rear End, Slow/Stop 1 Rear End, Turning 3 Rollover 0 Run Off Road, Left 1 Run Off Road, Right 0 Run Off Road, Straight 5 Parked Vehicle 1 Pedalcyclist 2 Pedestrian 10 Movable Object | 25 Sideswipe, Same Direction 3 Sideswipe, Opposite Direction 0 Railroad, Engine/Train 4 Other Collision 6 Other Non-Collision 1 Unknown |



Summary Report of All Crashes by County

ROCKINGHAM

NC State Highway Patrol Troop:

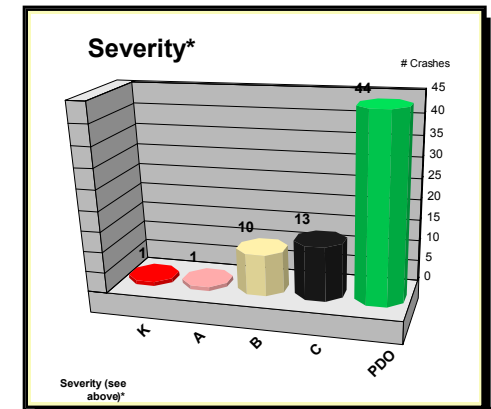
D

 District: **D4**

| Total Crashes | Severity* <small>(see Severity chart below)</small> | Fatalities | Injuries | Alcohol Involved | Speed Involved | In Work Zone |
|---------------|---|---------------------------------|----------------------------------|------------------|----------------|--------------|
| 73 | 1 Caused Disabling Injury 10 Caused Obvious Injury (B) 13 Caused Possible Injury (C) 1 Caused Fatality (K) 44 Caused Property Damage Only (PDO) | 1 Fatal Crashes 1 Fatalities | 25 Injury Crashes 29 Injuries | 0 Crashes | 1 Crashes | 3 Crashes |

| Weather Conditions | Driver Condition | Road Type | Urban/Rural Area |
|---|--|---|--------------------------------------|
| 54 Clear 11 Cloudy 5 Rain 1 Fog, Smog, Smoke 0 Sleet, Hail, Freezing Rain/Drizzle 2 Snow 0 Severe Crosswinds 0 Other | 65 Apparently Normal 0 Fatigue 1 Fell Asleep, Fainted, Loss of Consciousness 0 Illness 0 Impairment Due to Medication, Drugs, Alcohol 0 Medical Condition 0 Other Physical Impairment 7 Unknown | 0 Interstate 21 US Highway 20 NC State Highway 0 Secondary Road 20 Local Road 12 Private or Other Road | 19 Urban Crashes 54 Rural Crashes |

| Crash Type | | |
|---|--|---|
| 10 Anqle 4 Animal 3 Backing Up 13 Fixed Object 1 Head On 0 Jackknife 0 Left Turn, Diff. Road 5 Left Turn, Same Road 3 Right Turn, Diff. Road 0 Right Turn, Same Road | 11 Rear End, Slow/Stop 1 Rear End, Turning 6 Rollover 0 Run Off Road, Left 1 Run Off Road, Right 0 Run Off Road, Straight 2 Parked Vehicle 0 Pedalcyclist 0 Pedestrian 4 Movable Object | 5 Sideswipe, Same Direction 1 Sideswipe, Opposite Direction 0 Railroad, Engine/Train 1 Other Collision 2 Other Non-Collision 0 Unknown |



Summary Report of All Crashes by County

ROWAN

NC State Highway Patrol Troop:

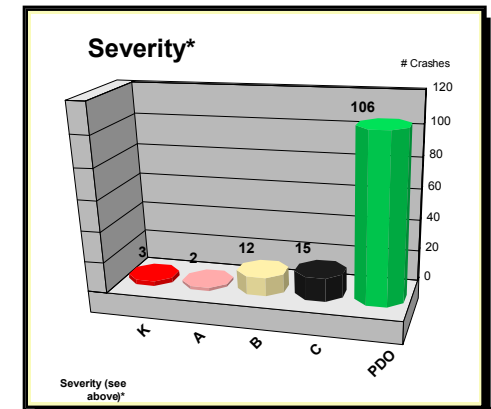
E

 District: **E5**

| Total Crashes | Severity* <small>(see Severity chart below)</small> | Fatalities | Injuries | Alcohol Involved | Speed Involved | In Work Zone |
|---------------|--|---------------------------------|----------------------------------|------------------|----------------|--------------|
| 139 | 2 Caused Disabling Injury 12 Caused Obvious Injury (B) 15 Caused Possible Injury (C) 3 Caused Fatality (K) 106 Caused Property Damage Only (PDO) | 3 Fatal Crashes 3 Fatalities | 29 Injury Crashes 37 Injuries | 0 Crashes | 2 Crashes | 3 Crashes |

| Weather Conditions | Driver Condition | Road Type | Urban/Rural Area |
|--|---|---|--|
| 104 Clear 20 Cloudy 5 Rain 3 Fog, Smog, Smoke 2 Sleet, Hail, Freezing Rain/Drizzle 5 Snow 0 Severe Crosswinds 0 Other | 128 Apparently Normal 0 Fatigue 0 Fell Asleep, Fainted, Loss of Consciousness 0 Illness 3 Impairment Due to Medication, Drugs, Alcohol 1 Medical Condition 0 Other Physical Impairment 7 Unknown | 49 Interstate 19 US Highway 5 NC State Highway 0 Secondary Road 40 Local Road 26 Private or Other Road | 54 Urban Crashes 85 Rural Crashes |

| Crash Type | | |
|--|--|--|
| 12 Anqle 1 Animal 10 Backing Up 20 Fixed Object 1 Head On 1 Jackknife 6 Left Turn, Diff. Road 2 Left Turn, Same Road 2 Right Turn, Diff. Road 3 Right Turn, Same Road | 22 Rear End, Slow/Stop 2 Rear End, Turning 4 Rollover 0 Run Off Road, Left 3 Run Off Road, Right 0 Run Off Road, Straight 2 Parked Vehicle 0 Pedalcyclist 1 Pedestrian 7 Movable Object | 30 Sideswipe, Same Direction 4 Sideswipe, Opposite Direction 0 Railroad, Engine/Train 4 Other Collision 1 Other Non-Collision 1 Unknown |



Summary Report of All Crashes by County
RUTHERFORD

NC State Highway Patrol Troop:

G

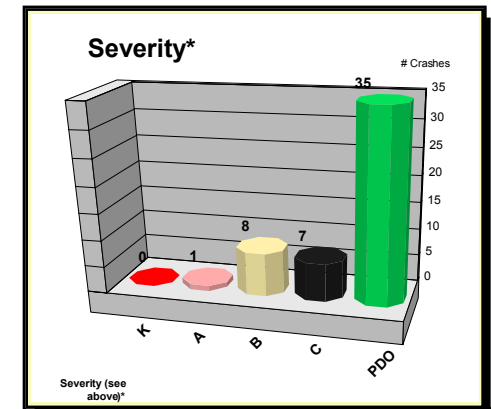
District:

G8

| Total Crashes | Severity* (see Severity chart below) | Fatalities | Injuries | Alcohol Involved | Speed Involved | In Work Zone |
|---------------|---|---------------------------------|----------------------------------|------------------|----------------|--------------|
| 51 | 1 Caused Disabling Injury 8 Caused Obvious Injury (B) 7 Caused Possible Injury (C) 0 Caused Fatality (K) 35 Caused Property Damage Only (PDO) | 0 Fatal Crashes 0 Fatalities | 16 Injury Crashes 23 Injuries | 0 Crashes | 0 Crashes | 0 Crashes |

| Weather Conditions | Driver Condition | Road Type | Urban/Rural Area |
|--|--|--|--------------------------------------|
| 42 Clear 9 Cloudy 0 Rain 0 Fog, Smog, Smoke 0 Sleet, Hail, Freezing Rain/Drizzle 0 Snow 0 Severe Crosswinds 0 Other | 48 Apparently Normal 0 Fatigue 0 Fell Asleep, Fainted, Loss of Consciousness 0 Illness 0 Impairment Due to Medication, Drugs, Alcohol 0 Medical Condition 0 Other Physical Impairment 3 Unknown | 0 Interstate 15 US Highway 1 NC State Highway 0 Secondary Road 20 Local Road 15 Private or Other Road | 12 Urban Crashes 39 Rural Crashes |

| Crash Type | | |
|---|--|---|
| 10 Anqle 2 Animal 2 Backing Up 10 Fixed Object 0 Head On 0 Jackknife 1 Left Turn, Diff. Road 1 Left Turn, Same Road 0 Right Turn, Diff. Road 2 Right Turn, Same Road | 11 Rear End, Slow/Stop 1 Rear End, Turning 2 Rollover 0 Run Off Road, Left 3 Run Off Road, Right 0 Run Off Road, Straight 2 Parked Vehicle 0 Pedalcyclist 0 Pedestrian 1 Movable Object | 1 Sideswipe, Same Direction 1 Sideswipe, Opposite Direction 0 Railroad, Engine/Train 0 Other Collision 0 Other Non-Collision 1 Unknown |



Summary Report of All Crashes by County
SAMPSON

NC State Highway Patrol Troop:

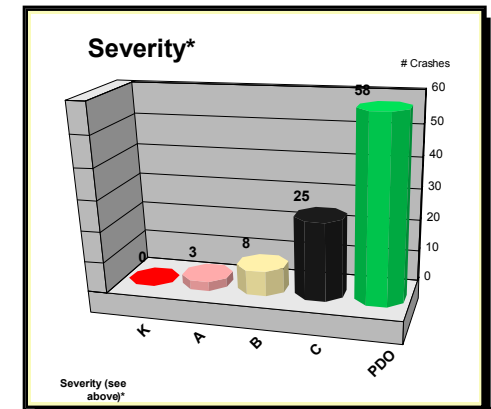
B

 District: **B2**

| Total Crashes | Severity* <small>(see Severity chart below)</small> | Fatalities | Injuries | Alcohol Involved | Speed Involved | In Work Zone |
|---------------|---|---|--|------------------|------------------|------------------|
| 94 | 3 Caused Disabling Injury 8 Caused Obvious Injury (B) 25 Caused Possible Injury (C) 0 Caused Fatality (K) 58 Caused Property Damage Only (PDO) | 0 Fatal Crashes 0 Fatalities | 36 Injury Crashes 49 Injuries | 0 Crashes | 0 Crashes | 3 Crashes |

| Weather Conditions | Driver Condition | Road Type | Urban/Rural Area |
|---|--|---|--|
| 67 Clear 21 Cloudy 5 Rain 1 Fog, Smog, Smoke 0 Sleet, Hail, Freezing Rain/Drizzle 0 Snow 0 Severe Crosswinds 0 Other | 90 Apparently Normal 0 Fatigue 1 Fell Asleep, Fainted, Loss of Consciousness 0 Illness 0 Impairment Due to Medication, Drugs, Alcohol 0 Medical Condition 0 Other Physical Impairment 3 Unknown | 4 Interstate 21 US Highway 33 NC State Highway 0 Secondary Road 21 Local Road 15 Private or Other Road | 23 Urban Crashes 71 Rural Crashes |

| Crash Type | | |
|---|---|---|
| 11 Anqle 9 Animal 2 Backing Up 14 Fixed Object 1 Head On 0 Jackknife 3 Left Turn, Diff. Road 4 Left Turn, Same Road 3 Right Turn, Diff. Road 4 Right Turn, Same Road | 8 Rear End, Slow/Stop 2 Rear End, Turning 4 Rollover 1 Run Off Road, Left 1 Run Off Road, Right 0 Run Off Road, Straight 2 Parked Vehicle 0 Pedalcyclist 0 Pedestrian 2 Movable Object | 8 Sideswipe, Same Direction 5 Sideswipe, Opposite Direction 0 Railroad, Engine/Train 4 Other Collision 5 Other Non-Collision 1 Unknown |



Summary Report of All Crashes by County
SCOTLAND

NC State Highway Patrol Troop:

H

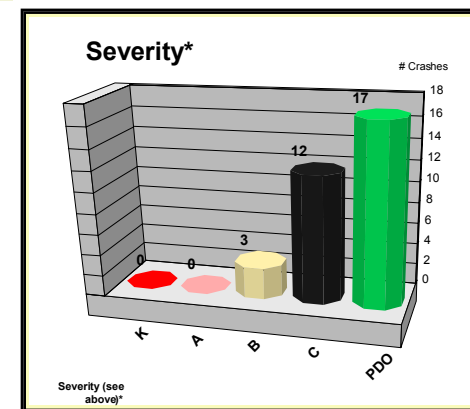
District:

H2

| Total Crashes | Severity* <small>(see Severity chart below)</small> | Fatalities | Injuries | Alcohol Involved | Speed Involved | In Work Zone |
|---------------|--|---------------------------------|----------------------------------|------------------|----------------|--------------|
| 32 | 0 Caused Disabling Injury 3 Caused Obvious Injury (B) 12 Caused Possible Injury (C) 0 Caused Fatality (K) 17 Caused Property Damage Only (PDO) | 0 Fatal Crashes 0 Fatalities | 15 Injury Crashes 29 Injuries | 0 Crashes | 0 Crashes | 0 Crashes |

| Weather Conditions | Driver Condition | Road Type | Urban/Rural Area |
|--|--|--|-------------------------------------|
| 23 Clear 7 Cloudy 2 Rain 0 Fog, Smog, Smoke 0 Sleet, Hail, Freezing Rain/Drizzle 0 Snow 0 Severe Crosswinds 0 Other | 28 Apparently Normal 0 Fatigue 1 Fell Asleep, Fainted, Loss of Consciousness 0 Illness 0 Impairment Due to Medication, Drugs, Alcohol 0 Medical Condition 0 Other Physical Impairment 3 Unknown | 0 Interstate 23 US Highway 2 NC State Highway 0 Secondary Road 0 Local Road 7 Private or Other Road | 4 Urban Crashes 28 Rural Crashes |

| Crash Type | | |
|---|---|---|
| 6 Anqle 0 Animal 2 Backing Up 4 Fixed Object 0 Head On 0 Jackknife 1 Left Turn, Diff. Road 1 Left Turn, Same Road 0 Right Turn, Diff. Road 0 Right Turn, Same Road | 4 Rear End, Slow/Stop 1 Rear End, Turning 3 Rollover 0 Run Off Road, Left 1 Run Off Road, Right 0 Run Off Road, Straight 0 Parked Vehicle 0 Pedalcyclist 0 Pedestrian 0 Movable Object | 5 Sideswipe, Same Direction 2 Sideswipe, Opposite Direction 0 Railroad, Engine/Train 0 Other Collision 2 Other Non-Collision 0 Unknown |



Summary Report of All Crashes by County

STANLY

NC State Highway Patrol Troop:

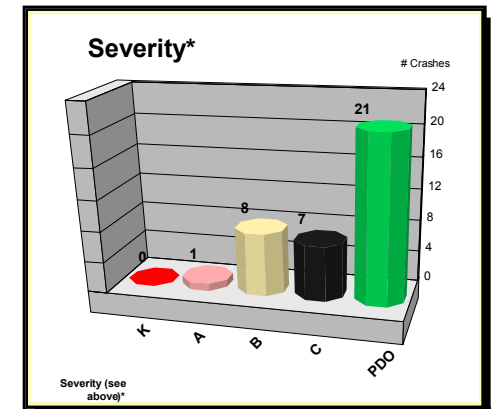
E

 District: **E6**

| Total Crashes | Severity* <small>(see Severity chart below)</small> | Fatalities | Injuries | Alcohol Involved | Speed Involved | In Work Zone |
|---------------|---|---------------------------------|----------------------------------|------------------|----------------|--------------|
| 37 | 1 Caused Disabling Injury 8 Caused Obvious Injury (B) 7 Caused Possible Injury (C) 0 Caused Fatality (K) 21 Caused Property Damage Only (PDO) | 0 Fatal Crashes 0 Fatalities | 16 Injury Crashes 24 Injuries | 0 Crashes | 0 Crashes | 1 Crashes |

| Weather Conditions | Driver Condition | Road Type | Urban/Rural Area |
|--|--|---|--------------------------------------|
| 27 Clear 4 Cloudy 5 Rain 0 Fog, Smog, Smoke 1 Sleet, Hail, Freezing Rain/Drizzle 0 Snow 0 Severe Crosswinds 0 Other | 35 Apparently Normal 0 Fatigue 0 Fell Asleep, Fainted, Loss of Consciousness 0 Illness 0 Impairment Due to Medication, Drugs, Alcohol 1 Medical Condition 0 Other Physical Impairment 1 Unknown | 0 Interstate 10 US Highway 14 NC State Highway 0 Secondary Road 6 Local Road 7 Private or Other Road | 11 Urban Crashes 26 Rural Crashes |

| Crash Type | | |
|---|---|---|
| 9 Anqle 2 Animal 3 Backing Up 1 Fixed Object 0 Head On 0 Jackknife 0 Left Turn, Diff. Road 2 Left Turn, Same Road 0 Right Turn, Diff. Road 1 Right Turn, Same Road | 8 Rear End, Slow/Stop 2 Rear End, Turning 1 Rollover 0 Run Off Road, Left 1 Run Off Road, Right 0 Run Off Road, Straight 0 Parked Vehicle 0 Pedalcyclist 0 Pedestrian 0 Movable Object | 4 Sideswipe, Same Direction 2 Sideswipe, Opposite Direction 0 Railroad, Engine/Train 0 Other Collision 1 Other Non-Collision 0 Unknown |



Summary Report of All Crashes by County

STOKES

NC State Highway Patrol Troop:

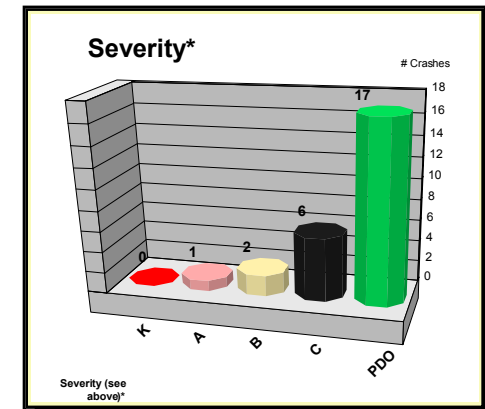
E

 District: **E5**

| Total Crashes | Severity* <small>(see Severity chart below)</small> | Fatalities | Injuries | Alcohol Involved | Speed Involved | In Work Zone |
|---------------|---|---------------------------------|---------------------------------|------------------|----------------|--------------|
| 26 | 1 Caused Disabling Injury 2 Caused Obvious Injury (B) 6 Caused Possible Injury (C) 0 Caused Fatality (K) 17 Caused Property Damage Only (PDO) | 0 Fatal Crashes 0 Fatalities | 9 Injury Crashes 15 Injuries | 0 Crashes | 0 Crashes | 1 Crashes |

| Weather Conditions | Driver Condition | Road Type | Urban/Rural Area |
|--|--|--|-------------------------------------|
| 18 Clear 2 Cloudy 4 Rain 0 Fog, Smog, Smoke 2 Sleet, Hail, Freezing Rain/Drizzle 0 Snow 0 Severe Crosswinds 0 Other | 24 Apparently Normal 0 Fatigue 0 Fell Asleep, Fainted, Loss of Consciousness 0 Illness 0 Impairment Due to Medication, Drugs, Alcohol 0 Medical Condition 0 Other Physical Impairment 2 Unknown | 0 Interstate 11 US Highway 6 NC State Highway 0 Secondary Road 3 Local Road 6 Private or Other Road | 4 Urban Crashes 22 Rural Crashes |

| Crash Type | | |
|---|---|---|
| 3 Angle 1 Animal 0 Backing Up 7 Fixed Object 0 Head On 1 Jackknife 3 Left Turn, Diff. Road 0 Left Turn, Same Road 0 Right Turn, Diff. Road 0 Right Turn, Same Road | 4 Rear End, Slow/Stop 0 Rear End, Turning 0 Rollover 0 Run Off Road, Left 0 Run Off Road, Right 0 Run Off Road, Straight 2 Parked Vehicle 0 Pedalcyclist 0 Pedestrian 0 Movable Object | 1 Sideswipe, Same Direction 4 Sideswipe, Opposite Direction 0 Railroad, Engine/Train 0 Other Collision 0 Other Non-Collision 0 Unknown |



Summary Report of All Crashes by County
SURRY

NC State Highway Patrol Troop:

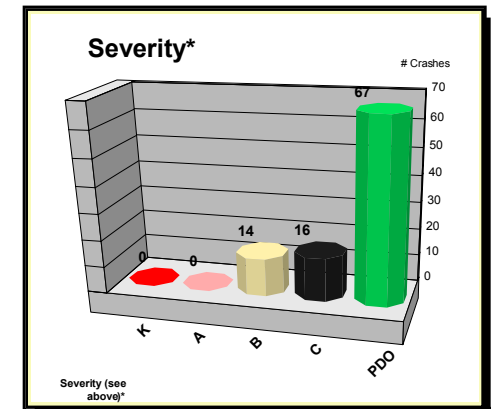
E

 District: **E5**

| Total Crashes | Severity* <small>(see Severity chart below)</small> | Fatalities | Injuries | Alcohol Involved | Speed Involved | In Work Zone |
|---------------|---|---------------------------------|----------------------------------|------------------|----------------|--------------|
| 98 | 0 Caused Disabling Injury 14 Caused Obvious Injury (B) 16 Caused Possible Injury (C) 0 Caused Fatality (K) 67 Caused Property Damage Only (PDO) | 0 Fatal Crashes 0 Fatalities | 30 Injury Crashes 44 Injuries | 0 Crashes | 0 Crashes | 1 Crashes |

| Weather Conditions | Driver Condition | Road Type | Urban/Rural Area |
|---|--|---|--------------------------------------|
| 67 Clear 17 Cloudy 5 Rain 0 Fog, Smog, Smoke 2 Sleet, Hail, Freezing Rain/Drizzle 7 Snow 0 Severe Crosswinds 0 Other | 89 Apparently Normal 0 Fatigue 2 Fell Asleep, Fainted, Loss of Consciousness 0 Illness 0 Impairment Due to Medication, Drugs, Alcohol 0 Medical Condition 0 Other Physical Impairment 7 Unknown | 33 Interstate 19 US Highway 21 NC State Highway 0 Secondary Road 8 Local Road 17 Private or Other Road | 10 Urban Crashes 88 Rural Crashes |

| Crash Type | | |
|--|--|---|
| 8 Anqle 2 Animal 2 Backing Up 11 Fixed Object 1 Head On 0 Jackknife 2 Left Turn, Diff. Road 1 Left Turn, Same Road 0 Right Turn, Diff. Road 3 Right Turn, Same Road | 13 Rear End, Slow/Stop 1 Rear End, Turning 2 Rollover 2 Run Off Road, Left 8 Run Off Road, Right 0 Run Off Road, Straight 1 Parked Vehicle 0 Pedalcyclist 0 Pedestrian 6 Movable Object | 15 Sideswipe, Same Direction 10 Sideswipe, Opposite Direction 0 Railroad, Engine/Train 6 Other Collision 4 Other Non-Collision 0 Unknown |



Summary Report of All Crashes by County

SWAIN

NC State Highway Patrol Troop:

G

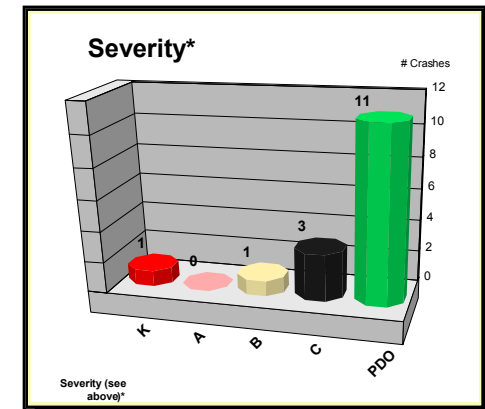
District:

G8

| Total Crashes | Severity* <small>(see Severity chart below)</small> | Fatalities | Injuries | Alcohol Involved | Speed Involved | In Work Zone |
|---------------|---|---|--|---|---|---|
| 16 | <ul style="list-style-type: none"> 0 Caused Disabling Injury 1 Caused Obvious Injury (B) 3 Caused Possible Injury (C) 1 Caused Fatality (K) 11 Caused Property Damage Only (PDO) | <ul style="list-style-type: none"> 1 Fatal Crashes 1 Fatalities | <ul style="list-style-type: none"> 4 Injury Crashes 4 Injuries | <ul style="list-style-type: none"> 0 Crashes | <ul style="list-style-type: none"> 0 Crashes | <ul style="list-style-type: none"> 0 Crashes |

| Weather Conditions | Driver Condition | Road Type | Urban/Rural Area |
|---|--|---|---|
| <ul style="list-style-type: none"> 5 Clear 6 Cloudy 2 Rain 1 Fog, Smog, Smoke 1 Sleet, Hail, Freezing Rain/Drizzle 1 Snow 0 Severe Crosswinds 0 Other | <ul style="list-style-type: none"> 12 Apparently Normal 0 Fatigue 0 Fell Asleep, Fainted, Loss of Consciousness 0 Illness 0 Impairment Due to Medication, Drugs, Alcohol 0 Medical Condition 0 Other Physical Impairment 4 Unknown | <ul style="list-style-type: none"> 0 Interstate 9 US Highway 1 NC State Highway 0 Secondary Road 5 Local Road 1 Private or Other Road | <ul style="list-style-type: none"> 0 Urban Crashes 16 Rural Crashes |

| Crash Type | | |
|---|---|---|
| <ul style="list-style-type: none"> 1 Anqle 0 Animal 0 Backing Up 4 Fixed Object 1 Head On 1 Jackknife 0 Left Turn, Diff. Road 0 Left Turn, Same Road 0 Right Turn, Diff. Road 0 Right Turn, Same Road | <ul style="list-style-type: none"> 0 Rear End, Slow/Stop 0 Rear End, Turning 2 Rollover 0 Run Off Road, Left 0 Run Off Road, Right 0 Run Off Road, Straight 0 Parked Vehicle 0 Pedalcyclist 0 Pedestrian 1 Movable Object | <ul style="list-style-type: none"> 3 Sideswipe, Same Direction 3 Sideswipe, Opposite Direction 0 Railroad, Engine/Train 0 Other Collision 0 Other Non-Collision 0 Unknown |



Summary Report of All Crashes by County

TRANSYLVANIA

NC State Highway Patrol Troop:

G

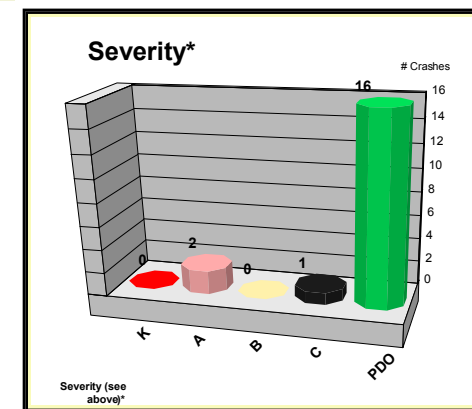
District:

G8

| Total Crashes | Severity* <small>(see Severity chart below)</small> | Fatalities | Injuries | Alcohol Involved | Speed Involved | In Work Zone |
|---------------|---|---------------------------------|--------------------------------|------------------|----------------|--------------|
| 19 | 2 Caused Disabling Injury 0 Caused Obvious Injury (B) 1 Caused Possible Injury (C) 0 Caused Fatality (K) 16 Caused Property Damage Only (PDO) | 0 Fatal Crashes 0 Fatalities | 3 Injury Crashes 3 Injuries | 0 Crashes | 0 Crashes | 0 Crashes |

| Weather Conditions | Driver Condition | Road Type | Urban/Rural Area |
|--|--|---|-------------------------------------|
| 13 Clear 3 Cloudy 1 Rain 1 Fog, Smog, Smoke 0 Sleet, Hail, Freezing Rain/Drizzle 1 Snow 0 Severe Crosswinds 0 Other | 18 Apparently Normal 0 Fatigue 0 Fell Asleep, Fainted, Loss of Consciousness 0 Illness 0 Impairment Due to Medication, Drugs, Alcohol 0 Medical Condition 0 Other Physical Impairment 1 Unknown | 0 Interstate 8 US Highway 3 NC State Highway 0 Secondary Road 6 Local Road 2 Private or Other Road | 6 Urban Crashes 13 Rural Crashes |

| Crash Type | | |
|---|---|---|
| 1 Anqle 0 Animal 0 Backing Up 4 Fixed Object 0 Head On 0 Jackknife 0 Left Turn, Diff. Road 1 Left Turn, Same Road 0 Right Turn, Diff. Road 0 Right Turn, Same Road | 2 Rear End, Slow/Stop 1 Rear End, Turning 1 Rollover 0 Run Off Road, Left 2 Run Off Road, Right 0 Run Off Road, Straight 0 Parked Vehicle 0 Pedalcyclist 1 Pedestrian 1 Movable Object | 1 Sideswipe, Same Direction 3 Sideswipe, Opposite Direction 0 Railroad, Engine/Train 0 Other Collision 1 Other Non-Collision 0 Unknown |



Summary Report of All Crashes by County

TYRRELL

NC State Highway Patrol Troop:

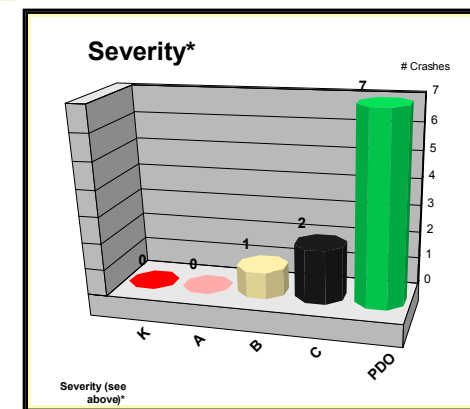
A

 District: **A1**

| Total Crashes | Severity* <small>(see Severity chart below)</small> | Fatalities | Injuries | Alcohol Involved | Speed Involved | In Work Zone |
|---------------|--|---|--|---|---|---|
| 10 | <ul style="list-style-type: none"> 0 Caused Disabling Injury 1 Caused Obvious Injury (B) 2 Caused Possible Injury (C) 0 Caused Fatality (K) 7 Caused Property Damage Only (PDO) | <ul style="list-style-type: none"> 0 Fatal Crashes 0 Fatalities | <ul style="list-style-type: none"> 3 Injury Crashes 4 Injuries | <ul style="list-style-type: none"> 0 Crashes | <ul style="list-style-type: none"> 1 Crashes | <ul style="list-style-type: none"> 0 Crashes |

| Weather Conditions | Driver Condition | Road Type | Urban/Rural Area |
|---|--|---|---|
| <ul style="list-style-type: none"> 7 Clear 3 Cloudy 0 Rain 0 Fog, Smog, Smoke 0 Sleet, Hail, Freezing Rain/Drizzle 0 Snow 0 Severe Crosswinds 0 Other | <ul style="list-style-type: none"> 10 Apparently Normal 0 Fatigue 0 Fell Asleep, Fainted, Loss of Consciousness 0 Illness 0 Impairment Due to Medication, Drugs, Alcohol 0 Medical Condition 0 Other Physical Impairment 0 Unknown | <ul style="list-style-type: none"> 0 Interstate 4 US Highway 1 NC State Highway 0 Secondary Road 1 Local Road 4 Private or Other Road | <ul style="list-style-type: none"> 0 Urban Crashes 10 Rural Crashes |

| Crash Type | | |
|---|---|---|
| <ul style="list-style-type: none"> 0 Anqle 0 Animal 1 Backing Up 4 Fixed Object 0 Head On 0 Jackknife 0 Left Turn, Diff. Road 1 Left Turn, Same Road 0 Right Turn, Diff. Road 0 Right Turn, Same Road | <ul style="list-style-type: none"> 1 Rear End, Slow/Stop 0 Rear End, Turning 0 Rollover 0 Run Off Road, Left 0 Run Off Road, Right 0 Run Off Road, Straight 0 Parked Vehicle 0 Pedalcyclist 0 Pedestrian 0 Movable Object | <ul style="list-style-type: none"> 0 Sideswipe, Same Direction 3 Sideswipe, Opposite Direction 0 Railroad, Engine/Train 0 Other Collision 0 Other Non-Collision 0 Unknown |



Summary Report of All Crashes by County

UNION

NC State Highway Patrol Troop:

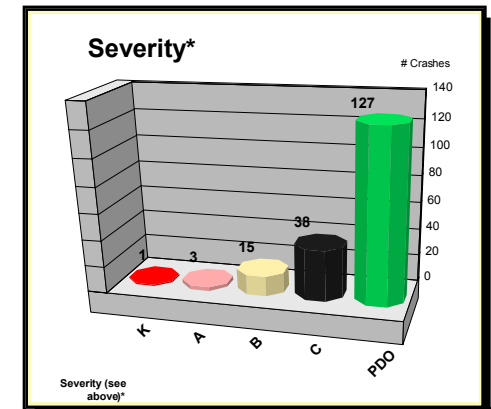
H

 District: **H6**

| Total Crashes | Severity* <small>(see Severity chart below)</small> | Fatalities | Injuries | Alcohol Involved | Speed Involved | In Work Zone |
|---------------|---|---|--|------------------|------------------|------------------|
| 185 | 3 Caused Disabling Injury 15 Caused Obvious Injury (B) 38 Caused Possible Injury (C) 1 Caused Fatality (K) 127 Caused Property Damage Only (PDO) | 1 Fatal Crashes 2 Fatalities | 57 Injury Crashes 79 Injuries | 0 Crashes | 0 Crashes | 2 Crashes |

| Weather Conditions | Driver Condition | Road Type | Urban/Rural Area |
|---|---|---|---|
| 136 Clear 38 Cloudy 10 Rain 0 Fog, Smog, Smoke 1 Sleet, Hail, Freezing Rain/Drizzle 0 Snow 0 Severe Crosswinds 0 Other | 177 Apparently Normal 0 Fatigue 0 Fell Asleep, Fainted, Loss of Consciousness 0 Illness 0 Impairment Due to Medication, Drugs, Alcohol 3 Medical Condition 0 Other Physical Impairment 5 Unknown | 0 Interstate 70 US Highway 22 NC State Highway 1 Secondary Road 40 Local Road 52 Private or Other Road | 123 Urban Crashes 62 Rural Crashes |

| Crash Type | | |
|---|---|---|
| 20 Angle 4 Animal 16 Backing Up 8 Fixed Object 3 Head On 0 Jackknife 8 Left Turn, Diff. Road 7 Left Turn, Same Road 3 Right Turn, Diff. Road 5 Right Turn, Same Road | 43 Rear End, Slow/Stop 0 Rear End, Turning 15 Rollover 3 Run Off Road, Left 3 Run Off Road, Right 1 Run Off Road, Straight 2 Parked Vehicle 0 Pedalcyclist 0 Pedestrian 4 Movable Object | 24 Sideswipe, Same Direction 14 Sideswipe, Opposite Direction 0 Railroad, Engine/Train 1 Other Collision 1 Other Non-Collision 0 Unknown |



Summary Report of All Crashes by County

VANCE

NC State Highway Patrol Troop:

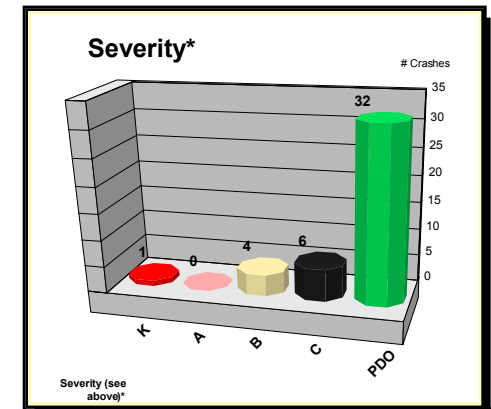
C

 District: **C3**

| Total Crashes | Severity* <small>(see Severity chart below)</small> | Fatalities | Injuries | Alcohol Involved | Speed Involved | In Work Zone |
|---------------|---|---------------------------------|----------------------------------|------------------|----------------|--------------|
| 45 | 0 Caused Disabling Injury 4 Caused Obvious Injury (B) 6 Caused Possible Injury (C) 1 Caused Fatality (K) 32 Caused Property Damage Only (PDO) | 1 Fatal Crashes 1 Fatalities | 10 Injury Crashes 16 Injuries | 0 Crashes | 0 Crashes | 0 Crashes |

| Weather Conditions | Driver Condition | Road Type | Urban/Rural Area |
|--|--|---|--------------------------------------|
| 36 Clear 6 Cloudy 1 Rain 0 Fog, Smog, Smoke 1 Sleet, Hail, Freezing Rain/Drizzle 1 Snow 0 Severe Crosswinds 0 Other | 41 Apparently Normal 0 Fatigue 0 Fell Asleep, Fainted, Loss of Consciousness 0 Illness 0 Impairment Due to Medication, Drugs, Alcohol 0 Medical Condition 0 Other Physical Impairment 4 Unknown | 15 Interstate 7 US Highway 2 NC State Highway 0 Secondary Road 16 Local Road 5 Private or Other Road | 20 Urban Crashes 25 Rural Crashes |

| Crash Type | | |
|---|---|---|
| 5 Anqle 2 Animal 3 Backing Up 8 Fixed Object 0 Head On 0 Jackknife 0 Left Turn, Diff. Road 2 Left Turn, Same Road 0 Right Turn, Diff. Road 2 Right Turn, Same Road | 5 Rear End, Slow/Stop 2 Rear End, Turning 1 Rollover 0 Run Off Road, Left 0 Run Off Road, Right 0 Run Off Road, Straight 1 Parked Vehicle 0 Pedalcyclist 0 Pedestrian 1 Movable Object | 8 Sideswipe, Same Direction 2 Sideswipe, Opposite Direction 0 Railroad, Engine/Train 0 Other Collision 3 Other Non-Collision 0 Unknown |



Summary Report of All Crashes by County

WAKE

NC State Highway Patrol Troop:

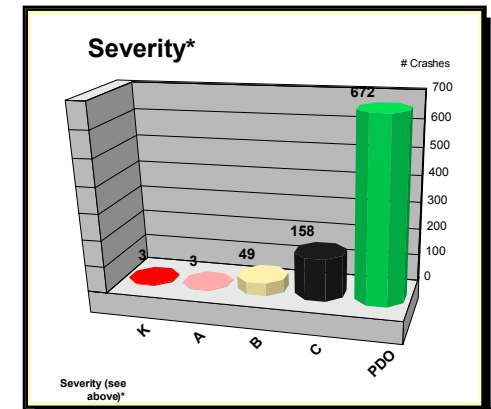
C

 District: **C3**

| Total Crashes | Severity* <small>(see Severity chart below)</small> | Fatalities | Injuries | Alcohol Involved | Speed Involved | In Work Zone |
|---------------|--|---|--|------------------|------------------|-------------------|
| 894 | 3 Caused Disabling Injury 49 Caused Obvious Injury (B) 158 Caused Possible Injury (C) 3 Caused Fatality (K) 672 Caused Property Damage Only (PDO) | 3 Fatal Crashes 3 Fatalities | 212 Injury Crashes 347 Injuries | 0 Crashes | 6 Crashes | 38 Crashes |

| Weather Conditions | Driver Condition | Road Type | Urban/Rural Area |
|--|--|--|--|
| 719 Clear 111 Cloudy 48 Rain 0 Fog, Smog, Smoke 5 Sleet, Hail, Freezing Rain/Drizzle 9 Snow 0 Severe Crosswinds 2 Other | 843 Apparently Normal 0 Fatigue 0 Fell Asleep, Fainted, Loss of Consciousness 0 Illness 0 Impairment Due to Medication, Drugs, Alcohol 0 Medical Condition 0 Other Physical Impairment 51 Unknown | 184 Interstate 88 US Highway 45 NC State Highway 1 Secondary Road 512 Local Road 64 Private or Other Road | 724 Urban Crashes 170 Rural Crashes |

| Crash Type | | |
|---|---|--|
| 113 Anqle 8 Animal 49 Backing Up 40 Fixed Object 4 Head On 1 Jackknife 25 Left Turn, Diff. Road 26 Left Turn, Same Road 12 Right Turn, Diff. Road 15 Right Turn, Same Road | 246 Rear End, Slow/Stop 3 Rear End, Turning 7 Rollover 11 Run Off Road, Left 11 Run Off Road, Right 1 Run Off Road, Straight 37 Parked Vehicle 0 Pedalcyclist 1 Pedestrian 31 Movable Object | 214 Sideswipe, Same Direction 20 Sideswipe, Opposite Direction 1 Railroad, Engine/Train 9 Other Collision 9 Other Non-Collision 0 Unknown |



Summary Report of All Crashes by County
WARREN

NC State Highway Patrol Troop:

C

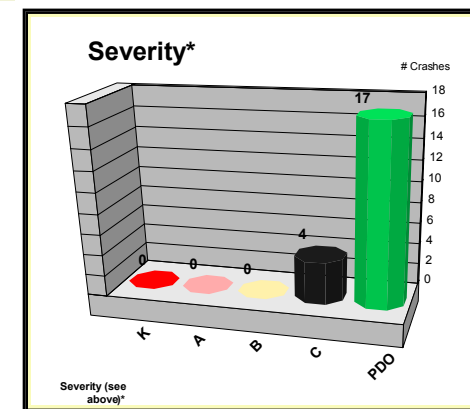
District:

C3

| Total Crashes | Severity* <small>(see Severity chart below)</small> | Fatalities | Injuries | Alcohol Involved | Speed Involved | In Work Zone |
|---------------|---|---------------------------------|--------------------------------|------------------|----------------|--------------|
| 22 | 0 Caused Disabling Injury 0 Caused Obvious Injury (B) 4 Caused Possible Injury (C) 0 Caused Fatality (K) 17 Caused Property Damage Only (PDO) | 0 Fatal Crashes 0 Fatalities | 4 Injury Crashes 4 Injuries | 0 Crashes | 0 Crashes | 0 Crashes |

| Weather Conditions | Driver Condition | Road Type | Urban/Rural Area |
|--|--|--|-------------------------------------|
| 16 Clear 4 Cloudy 1 Rain 0 Fog, Smog, Smoke 0 Sleet, Hail, Freezing Rain/Drizzle 1 Snow 0 Severe Crosswinds 0 Other | 19 Apparently Normal 0 Fatigue 0 Fell Asleep, Fainted, Loss of Consciousness 0 Illness 0 Impairment Due to Medication, Drugs, Alcohol 0 Medical Condition 0 Other Physical Impairment 3 Unknown | 11 Interstate 5 US Highway 1 NC State Highway 0 Secondary Road 1 Local Road 4 Private or Other Road | 0 Urban Crashes 22 Rural Crashes |

| Crash Type | | |
|---|---|---|
| 1 Anqle 4 Animal 0 Backing Up 4 Fixed Object 0 Head On 0 Jackknife 0 Left Turn, Diff. Road 1 Left Turn, Same Road 1 Right Turn, Diff. Road 0 Right Turn, Same Road | 2 Rear End, Slow/Stop 0 Rear End, Turning 4 Rollover 0 Run Off Road, Left 0 Run Off Road, Right 0 Run Off Road, Straight 0 Parked Vehicle 0 Pedalcyclist 0 Pedestrian 2 Movable Object | 3 Sideswipe, Same Direction 0 Sideswipe, Opposite Direction 0 Railroad, Engine/Train 0 Other Collision 0 Other Non-Collision 0 Unknown |



Summary Report of All Crashes by County

WASHINGTON

NC State Highway Patrol Troop:

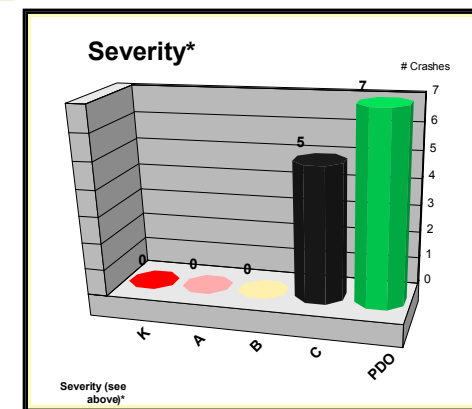
A

 District: **A1**

| Total Crashes | Severity* <small>(see Severity chart below)</small> | Fatalities | Injuries | Alcohol Involved | Speed Involved | In Work Zone |
|---------------|--|---------------------------------|--------------------------------|------------------|----------------|--------------|
| 12 | 0 Caused Disabling Injury 0 Caused Obvious Injury (B) 5 Caused Possible Injury (C) 0 Caused Fatality (K) 7 Caused Property Damage Only (PDO) | 0 Fatal Crashes 0 Fatalities | 5 Injury Crashes 7 Injuries | 0 Crashes | 0 Crashes | 0 Crashes |

| Weather Conditions | Driver Condition | Road Type | Urban/Rural Area |
|--|--|---|-------------------------------------|
| 10 Clear 1 Cloudy 0 Rain 0 Fog, Smog, Smoke 0 Sleet, Hail, Freezing Rain/Drizzle 1 Snow 0 Severe Crosswinds 0 Other | 12 Apparently Normal 0 Fatigue 0 Fell Asleep, Fainted, Loss of Consciousness 0 Illness 0 Impairment Due to Medication, Drugs, Alcohol 0 Medical Condition 0 Other Physical Impairment 0 Unknown | 0 Interstate 5 US Highway 3 NC State Highway 0 Secondary Road 1 Local Road 3 Private or Other Road | 0 Urban Crashes 12 Rural Crashes |

| Crash Type | | |
|---|---|---|
| 1 Anqle 2 Animal 1 Backing Up 1 Fixed Object 0 Head On 0 Jackknife 0 Left Turn, Diff. Road 0 Left Turn, Same Road 0 Right Turn, Diff. Road 1 Right Turn, Same Road | 1 Rear End, Slow/Stop 0 Rear End, Turning 1 Rollover 0 Run Off Road, Left 0 Run Off Road, Right 0 Run Off Road, Straight 0 Parked Vehicle 0 Pedalcyclist 0 Pedestrian 0 Movable Object | 3 Sideswipe, Same Direction 1 Sideswipe, Opposite Direction 0 Railroad, Engine/Train 0 Other Collision 0 Other Non-Collision 0 Unknown |



Summary Report of All Crashes by County

WATAUGA

NC State Highway Patrol Troop:

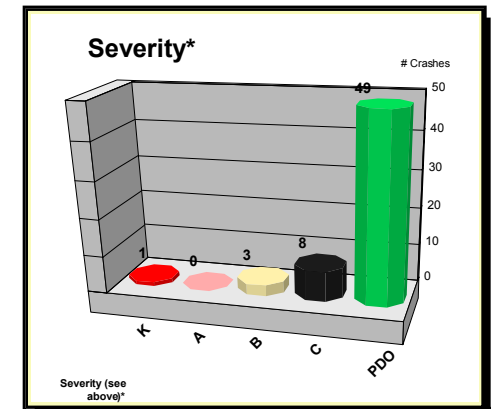
F

 District: **F7**

| Total Crashes | Severity* <small>(see Severity chart below)</small> | Fatalities | Injuries | Alcohol Involved | Speed Involved | In Work Zone |
|---------------|---|---------------------------------|----------------------------------|------------------|----------------|--------------|
| 64 | 0 Caused Disabling Injury 3 Caused Obvious Injury (B) 8 Caused Possible Injury (C) 1 Caused Fatality (K) 49 Caused Property Damage Only (PDO) | 1 Fatal Crashes 1 Fatalities | 11 Injury Crashes 15 Injuries | 0 Crashes | 0 Crashes | 2 Crashes |

| Weather Conditions | Driver Condition | Road Type | Urban/Rural Area |
|---|--|--|--------------------------------------|
| 44 Clear 13 Cloudy 0 Rain 0 Fog, Smog, Smoke 0 Sleet, Hail, Freezing Rain/Drizzle 7 Snow 0 Severe Crosswinds 0 Other | 61 Apparently Normal 0 Fatigue 0 Fell Asleep, Fainted, Loss of Consciousness 0 Illness 0 Impairment Due to Medication, Drugs, Alcohol 0 Medical Condition 0 Other Physical Impairment 3 Unknown | 0 Interstate 15 US Highway 7 NC State Highway 0 Secondary Road 29 Local Road 13 Private or Other Road | 33 Urban Crashes 31 Rural Crashes |

| Crash Type | | |
|---|--|---|
| 6 Anqle 0 Animal 3 Backing Up 2 Fixed Object 1 Head On 0 Jackknife 3 Left Turn, Diff. Road 5 Left Turn, Same Road 1 Right Turn, Diff. Road 1 Right Turn, Same Road | 13 Rear End, Slow/Stop 0 Rear End, Turning 3 Rollover 0 Run Off Road, Left 3 Run Off Road, Right 1 Run Off Road, Straight 4 Parked Vehicle 0 Pedalcyclist 1 Pedestrian 1 Movable Object | 8 Sideswipe, Same Direction 6 Sideswipe, Opposite Direction 0 Railroad, Engine/Train 2 Other Collision 0 Other Non-Collision 0 Unknown |



Summary Report of All Crashes by County

WAYNE

NC State Highway Patrol Troop:

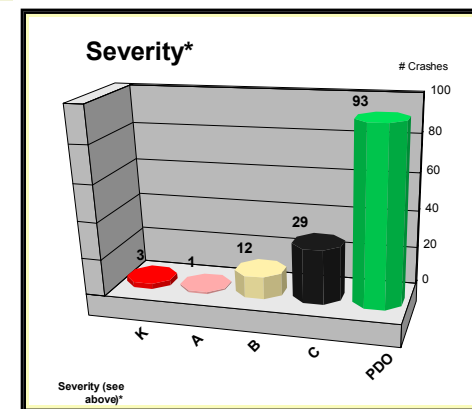
C

 District: **C3**

| Total Crashes | Severity* <small>(see Severity chart below)</small> | Fatalities | Injuries | Alcohol Involved | Speed Involved | In Work Zone |
|---------------|--|---|--|------------------|------------------|------------------|
| 140 | 1 Caused Disabling Injury 12 Caused Obvious Injury (B) 29 Caused Possible Injury (C) 3 Caused Fatality (K) 93 Caused Property Damage Only (PDO) | 3 Fatal Crashes 4 Fatalities | 42 Injury Crashes 62 Injuries | 0 Crashes | 1 Crashes | 2 Crashes |

| Weather Conditions | Driver Condition | Road Type | Urban/Rural Area |
|--|---|---|--|
| 107 Clear 21 Cloudy 9 Rain 1 Fog, Smog, Smoke 0 Sleet, Hail, Freezing Rain/Drizzle 1 Snow 0 Severe Crosswinds 1 Other | 129 Apparently Normal 0 Fatigue 1 Fell Asleep, Fainted, Loss of Consciousness 0 Illness 1 Impairment Due to Medication, Drugs, Alcohol 0 Medical Condition 0 Other Physical Impairment 9 Unknown | 3 Interstate 52 US Highway 26 NC State Highway 0 Secondary Road 31 Local Road 28 Private or Other Road | 58 Urban Crashes 82 Rural Crashes |

| Crash Type | | |
|---|--|--|
| 22 Anqle 1 Animal 6 Backing Up 11 Fixed Object 0 Head On 0 Jackknife 10 Left Turn, Diff. Road 10 Left Turn, Same Road 0 Right Turn, Diff. Road 2 Right Turn, Same Road | 33 Rear End, Slow/Stop 2 Rear End, Turning 6 Rollover 3 Run Off Road, Left 4 Run Off Road, Right 1 Run Off Road, Straight 1 Parked Vehicle 0 Pedalcyclist 1 Pedestrian 2 Movable Object | 16 Sideswipe, Same Direction 6 Sideswipe, Opposite Direction 0 Railroad, Engine/Train 3 Other Collision 0 Other Non-Collision 0 Unknown |



Summary Report of All Crashes by County

WILKES

NC State Highway Patrol Troop:

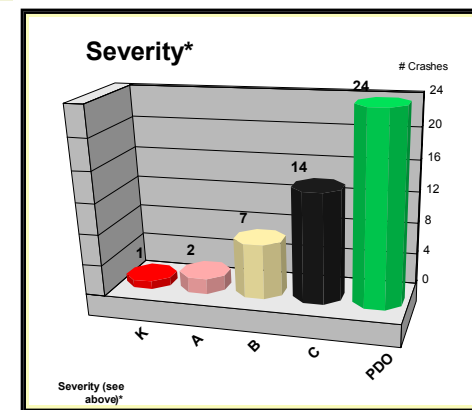
F

 District: **F7**

| Total Crashes | Severity* <small>(see Severity chart below)</small> | Fatalities | Injuries | Alcohol Involved | Speed Involved | In Work Zone |
|---------------|--|---------------------------------|----------------------------------|------------------|----------------|--------------|
| 48 | 2 Caused Disabling Injury 7 Caused Obvious Injury (B) 14 Caused Possible Injury (C) 1 Caused Fatality (K) 24 Caused Property Damage Only (PDO) | 1 Fatal Crashes 1 Fatalities | 23 Injury Crashes 29 Injuries | 0 Crashes | 2 Crashes | 0 Crashes |

| Weather Conditions | Driver Condition | Road Type | Urban/Rural Area |
|---|--|--|-------------------------------------|
| 27 Clear 15 Cloudy 1 Rain 0 Fog, Smog, Smoke 3 Sleet, Hail, Freezing Rain/Drizzle 2 Snow 0 Severe Crosswinds 0 Other | 43 Apparently Normal 0 Fatigue 0 Fell Asleep, Fainted, Loss of Consciousness 0 Illness 0 Impairment Due to Medication, Drugs, Alcohol 1 Medical Condition 0 Other Physical Impairment 4 Unknown | 0 Interstate 18 US Highway 16 NC State Highway 0 Secondary Road 1 Local Road 13 Private or Other Road | 0 Urban Crashes 48 Rural Crashes |

| Crash Type | | |
|--|---|---|
| 4 Anqle 1 Animal 1 Backing Up 11 Fixed Object 2 Head On 1 Jackknife 0 Left Turn, Diff. Road 1 Left Turn, Same Road 2 Right Turn, Diff. Road 0 Right Turn, Same Road | 7 Rear End, Slow/Stop 0 Rear End, Turning 5 Rollover 0 Run Off Road, Left 4 Run Off Road, Right 0 Run Off Road, Straight 3 Parked Vehicle 0 Pedalcyclist 0 Pedestrian 2 Movable Object | 2 Sideswipe, Same Direction 1 Sideswipe, Opposite Direction 0 Railroad, Engine/Train 0 Other Collision 1 Other Non-Collision 0 Unknown |



Summary Report of All Crashes by County

WILSON

NC State Highway Patrol Troop:

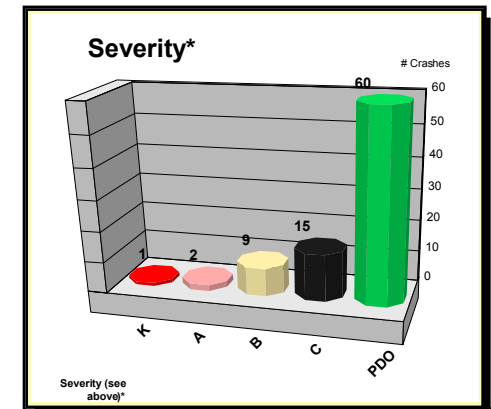
C

 District: **C3**

| Total Crashes | Severity* <small>(see Severity chart below)</small> | Fatalities | Injuries | Alcohol Involved | Speed Involved | In Work Zone |
|---------------|--|---------------------------------|----------------------------------|------------------|----------------|--------------|
| 88 | 2 Caused Disabling Injury 9 Caused Obvious Injury (B) 15 Caused Possible Injury (C) 1 Caused Fatality (K) 60 Caused Property Damage Only (PDO) | 1 Fatal Crashes 1 Fatalities | 27 Injury Crashes 48 Injuries | 0 Crashes | 1 Crashes | 2 Crashes |

| Weather Conditions | Driver Condition | Road Type | Urban/Rural Area |
|---|---|---|--------------------------------------|
| 65 Clear 12 Cloudy 8 Rain 1 Fog, Smog, Smoke 1 Sleet, Hail, Freezing Rain/Drizzle 1 Snow 0 Severe Crosswinds 0 Other | 75 Apparently Normal 1 Fatigue 1 Fell Asleep, Fainted, Loss of Consciousness 0 Illness 0 Impairment Due to Medication, Drugs, Alcohol 0 Medical Condition 0 Other Physical Impairment 11 Unknown | 13 Interstate 13 US Highway 9 NC State Highway 0 Secondary Road 42 Local Road 11 Private or Other Road | 40 Urban Crashes 48 Rural Crashes |

| Crash Type | | |
|--|--|--|
| 10 Anqle 2 Animal 1 Backing Up 8 Fixed Object 2 Head On 0 Jackknife 2 Left Turn, Diff. Road 7 Left Turn, Same Road 2 Right Turn, Diff. Road 6 Right Turn, Same Road | 20 Rear End, Slow/Stop 0 Rear End, Turning 2 Rollover 1 Run Off Road, Left 2 Run Off Road, Right 0 Run Off Road, Straight 4 Parked Vehicle 0 Pedalcyclist 0 Pedestrian 3 Movable Object | 12 Sideswipe, Same Direction 3 Sideswipe, Opposite Direction 0 Railroad, Engine/Train 0 Other Collision 0 Other Non-Collision 1 Unknown |



Summary Report of All Crashes by County
YADKIN

NC State Highway Patrol Troop:

E

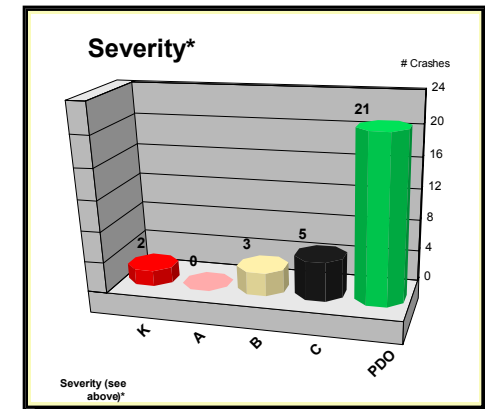
District:

E5

| Total Crashes | Severity* <small>(see Severity chart below)</small> | Fatalities | Injuries | Alcohol Involved | Speed Involved | In Work Zone |
|---------------|---|---------------------------------|--------------------------------|------------------|----------------|--------------|
| 31 | 0 Caused Disabling Injury 3 Caused Obvious Injury (B) 5 Caused Possible Injury (C) 2 Caused Fatality (K) 21 Caused Property Damage Only (PDO) | 2 Fatal Crashes 2 Fatalities | 8 Injury Crashes 8 Injuries | 0 Crashes | 1 Crashes | 1 Crashes |

| Weather Conditions | Driver Condition | Road Type | Urban/Rural Area |
|--|--|--|-------------------------------------|
| 22 Clear 4 Cloudy 1 Rain 1 Fog, Smog, Smoke 2 Sleet, Hail, Freezing Rain/Drizzle 1 Snow 0 Severe Crosswinds 0 Other | 29 Apparently Normal 0 Fatigue 0 Fell Asleep, Fainted, Loss of Consciousness 0 Illness 0 Impairment Due to Medication, Drugs, Alcohol 0 Medical Condition 0 Other Physical Impairment 2 Unknown | 14 Interstate 5 US Highway 0 NC State Highway 0 Secondary Road 3 Local Road 9 Private or Other Road | 0 Urban Crashes 31 Rural Crashes |

| Crash Type | | |
|---|---|---|
| 2 Anqle 3 Animal 0 Backing Up 4 Fixed Object 0 Head On 1 Jackknife 1 Left Turn, Diff. Road 0 Left Turn, Same Road 1 Right Turn, Diff. Road 0 Right Turn, Same Road | 5 Rear End, Slow/Stop 0 Rear End, Turning 0 Rollover 0 Run Off Road, Left 3 Run Off Road, Right 0 Run Off Road, Straight 0 Parked Vehicle 0 Pedalcyclist 0 Pedestrian 0 Movable Object | 7 Sideswipe, Same Direction 1 Sideswipe, Opposite Direction 0 Railroad, Engine/Train 0 Other Collision 3 Other Non-Collision 0 Unknown |



Summary Report of All Crashes by County
YANCEY

NC State Highway Patrol Troop:

G

District:

G8

| Total Crashes | Severity* (see Severity chart below) | Fatalities | Injuries | Alcohol Involved | Speed Involved | In Work Zone |
|---------------|--|---------------------------------|--------------------------------|------------------|----------------|--------------|
| 9 | 0 Caused Disabling Injury 1 Caused Obvious Injury (B) 1 Caused Possible Injury (C) 1 Caused Fatality (K) 6 Caused Property Damage Only (PDO) | 1 Fatal Crashes 1 Fatalities | 3 Injury Crashes 4 Injuries | 0 Crashes | 0 Crashes | 3 Crashes |

| Weather Conditions | Driver Condition | Road Type | Urban/Rural Area |
|---|---|---|------------------------------------|
| 4 Clear 2 Cloudy 1 Rain 0 Fog, Smog, Smoke 0 Sleet, Hail, Freezing Rain/Drizzle 2 Snow 0 Severe Crosswinds 0 Other | 9 Apparently Normal 0 Fatigue 0 Fell Asleep, Fainted, Loss of Consciousness 0 Illness 0 Impairment Due to Medication, Drugs, Alcohol 0 Medical Condition 0 Other Physical Impairment 0 Unknown | 0 Interstate 2 US Highway 2 NC State Highway 0 Secondary Road 2 Local Road 2 Private or Other Road | 0 Urban Crashes 9 Rural Crashes |

| Crash Type | | |
|---|---|---|
| 0 Anqle 0 Animal 1 Backing Up 2 Fixed Object 2 Head On 0 Jackknife 1 Left Turn, Diff. Road 0 Left Turn, Same Road 0 Right Turn, Diff. Road 0 Right Turn, Same Road | 1 Rear End, Slow/Stop 1 Rear End, Turning 0 Rollover 0 Run Off Road, Left 0 Run Off Road, Right 0 Run Off Road, Straight 0 Parked Vehicle 0 Pedalcyclist 0 Pedestrian 0 Movable Object | 0 Sideswipe, Same Direction 1 Sideswipe, Opposite Direction 0 Railroad, Engine/Train 0 Other Collision 0 Other Non-Collision 0 Unknown |

