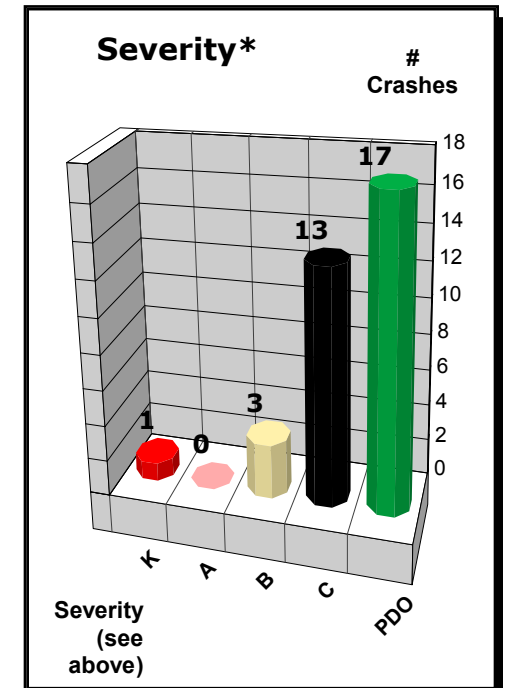


CMV Crashes in North Carolina, 2010
Summary Report of All Crashes by North Carolina State Highway Patrol Troop District
NCSHP Troop:
A
Troop District:
A1
Note: full troop summary (all districts) is located after the last district in the troop.

Total Crashes	Severity* <small>(see Severity chart below)</small>	Fatalities	Injuries	Alcohol Involved	Speed Involved	In Work Zone
34	0 Caused Disabling Injury (A) 3 Caused Obvious Injury (B) 13 Caused Possible Injury (C) 1 Caused Fatality (K) 17 Caused Property Damage Only (PDO)	1 Fatal Crashes 1 Fatalities	16 Injury Crashes 24 Injuries	0 Crashes	1 Crashes	5 Crashes

Weather Conditions	Driver Condition	Road Type	Urban/Rural Area
26 Clear 6 Cloudy 2 Rain 0 Fog, Smog, Smoke 0 Sleet, Hail, Freezing Rain/Drizzle 0 Snow 0 Severe Crosswinds	32 Apparently Normal 0 Fatigue 0 Fell Asleep, Fainted, Loss of Consciousness 0 Illness 0 Impairment Due to Medication, Drugs, Alcohol 1 Medical Condition 0 Other Physical Impairment	0 Interstate 16 US Highway 7 NC State Highway 0 Secondary Road 5 Local Road 6 Private or Other	9 Urban Crashes 25 Rural Crashes

Crash Type		
5 Angle 1 Animal 0 Backing Up 6 Fixed Object 0 Head On 0 Jackknife 1 Left Turn, Diff. Road 3 Left Turn, Same Road 0 Right Turn, Diff. Road 0 Right Turn, Same Road	8 Rear End, Slow/Stop 0 Rear End, Turning 0 Rollover 0 Run Off Road, Left 0 Run Off Road, Right 0 Run Off Road, Straight 1 Parked Vehicle 0 Pedalcyclist 1 Pedestrian 0 Movable Object	4 Sideswipe, Same Direction 1 Sideswipe, Opposite Direction 0 Railroad, Engine/Train 2 Other Collision 1 Other Non-Collision 0 Unknown

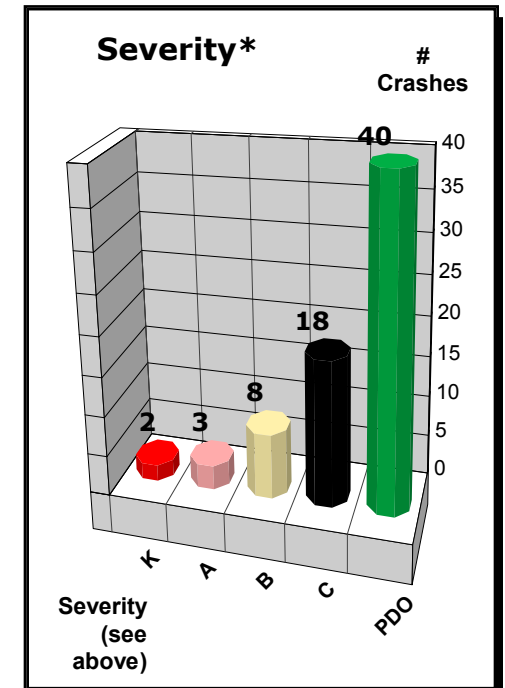


CMV Crashes in North Carolina, 2010
Summary Report of All Crashes by North Carolina State Highway Patrol Troop District
NCSHP Troop:
A
Troop District:
A1
Note: full troop summary (all districts) is located after the last district in the troop.

Total Crashes	Severity* <small>(see Severity chart below)</small>	Fatalities	Injuries	Alcohol Involved	Speed Involved	In Work Zone
71	3 Caused Disabling Injury (A) 8 Caused Obvious Injury (B) 18 Caused Possible Injury (C) 2 Caused Fatality (K) 40 Caused Property Damage Only (PDO)	2 Fatal Crashes 2 Fatalities	31 Injury Crashes 71 Injuries	0 Crashes	0 Crashes	0 Crashes

Weather Conditions	Driver Condition	Road Type	Urban/Rural Area
48 Clear 14 Cloudy 3 Rain 1 Fog, Smog, Smoke 2 Sleet, Hail, Freezing Rain/Drizzle 3 Snow 0 Severe Crosswinds	67 Apparently Normal 0 Fatigue 1 Fell Asleep, Fainted, Loss of Consciousness 0 Illness 0 Impairment Due to Medication, Drugs, Alcohol 0 Medical Condition 0 Other Physical Impairment	0 Interstate 25 US Highway 27 NC State Highway 0 Secondary Road 5 Local Road 14 Private or Other	0 Urban Crashes 71 Rural Crashes

Crash Type		
8 Angle 6 Animal 6 Backing Up 14 Fixed Object 2 Head On 1 Jackknife 3 Left Turn, Diff. Road 5 Left Turn, Same Road 3 Right Turn, Diff. Road 3 Right Turn, Same Road	5 Rear End, Slow/Stop 1 Rear End, Turning 6 Rollover 0 Run Off Road, Left 0 Run Off Road, Right 0 Run Off Road, Straight 0 Parked Vehicle 0 Pedalcyclist 0 Pedestrian 2 Movable Object	3 Sideswipe, Same Direction 3 Sideswipe, Opposite Direction 0 Railroad, Engine/Train 0 Other Collision 0 Other Non-Collision 0 Unknown

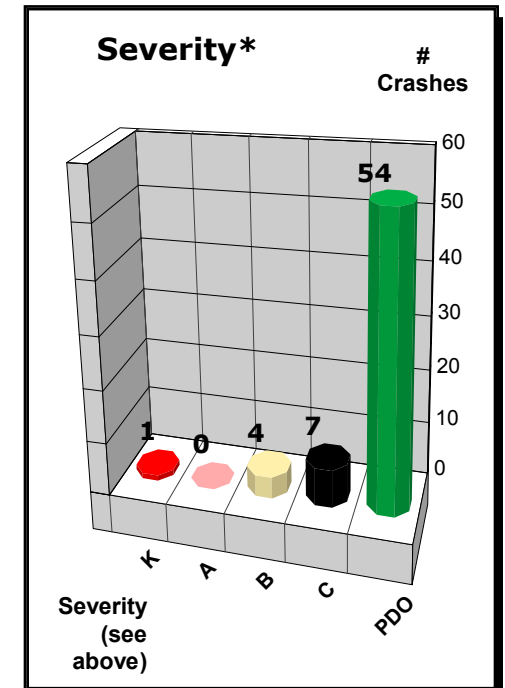


CMV Crashes in North Carolina, 2010
Summary Report of All Crashes by North Carolina State Highway Patrol Troop District
NCSHP Troop:
A
Troop District:
A1
Note: full troop summary (all districts) is located after the last district in the troop.

Total Crashes	Severity* <small>(see Severity chart below)</small>	Fatalities	Injuries	Alcohol Involved	Speed Involved	In Work Zone
66	0 Caused Disabling Injury (A) 4 Caused Obvious Injury (B) 7 Caused Possible Injury (C) 1 Caused Fatality (K) 54 Caused Property Damage Only (PDO)	1 Fatal Crashes 1 Fatalities	12 Injury Crashes 19 Injuries	0 Crashes	2 Crashes	2 Crashes

Weather Conditions	Driver Condition	Road Type	Urban/Rural Area
51 Clear 9 Cloudy 4 Rain 0 Fog, Smog, Smoke 0 Sleet, Hail, Freezing Rain/Drizzle 1 Snow 1 Severe Crosswinds	60 Apparently Normal 0 Fatigue 0 Fell Asleep, Fainted, Loss of Consciousness 0 Illness 1 Impairment Due to Medication, Drugs, Alcohol 1 Medical Condition 0 Other Physical Impairment	0 Interstate 22 US Highway 11 NC State Highway 0 Secondary Road 25 Local Road 8 Private or Other	22 Urban Crashes 44 Rural Crashes

Crash Type		
1 Angle 4 Animal 1 Backing Up 6 Fixed Object 0 Head On 0 Jackknife 1 Left Turn, Diff. Road 6 Left Turn, Same Road 2 Right Turn, Diff. Road 6 Right Turn, Same Road	11 Rear End, Slow/Stop 0 Rear End, Turning 4 Rollover 0 Run Off Road, Left 1 Run Off Road, Right 0 Run Off Road, Straight 2 Parked Vehicle 0 Pedalcyclist 0 Pedestrian 4 Movable Object	11 Sideswipe, Same Direction 3 Sideswipe, Opposite Direction 0 Railroad, Engine/Train 0 Other Collision 3 Other Non-Collision 0 Unknown

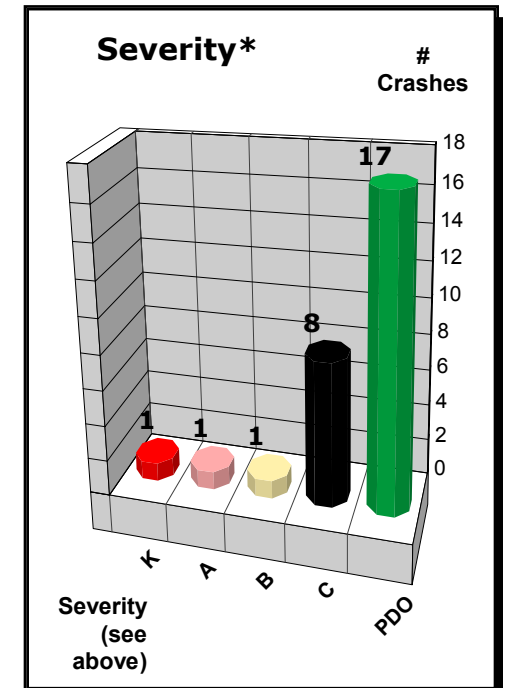


CMV Crashes in North Carolina, 2010
Summary Report of All Crashes by North Carolina State Highway Patrol Troop District
NCSHP Troop:
A
Troop District:
A1
Note: full troop summary (all districts) is located after the last district in the troop.

Total Crashes	Severity* <small>(see Severity chart below)</small>	Fatalities	Injuries	Alcohol Involved	Speed Involved	In Work Zone
28	1 Caused Disabling Injury (A) 1 Caused Obvious Injury (B) 8 Caused Possible Injury (C) 1 Caused Fatality (K) 17 Caused Property Damage Only (PDO)	1 Fatal Crashes 1 Fatalities	10 Injury Crashes 13 Injuries	0 Crashes	1 Crashes	0 Crashes

Weather Conditions	Driver Condition	Road Type	Urban/Rural Area
20 Clear 6 Cloudy 0 Rain 0 Fog, Smog, Smoke 0 Sleet, Hail, Freezing Rain/Drizzle 1 Snow 0 Severe Crosswinds	26 Apparently Normal 0 Fatigue 0 Fell Asleep, Fainted, Loss of Consciousness 0 Illness 0 Impairment Due to Medication, Drugs, Alcohol 0 Medical Condition 0 Other Physical Impairment	0 Interstate 12 US Highway 4 NC State Highway 0 Secondary Road 2 Local Road 10 Private or Other	0 Urban Crashes 28 Rural Crashes

Crash Type		
1 Angle 2 Animal 2 Backing Up 7 Fixed Object 0 Head On 0 Jackknife 1 Left Turn, Diff. Road 1 Left Turn, Same Road 0 Right Turn, Diff. Road 1 Right Turn, Same Road	2 Rear End, Slow/Stop 0 Rear End, Turning 2 Rollover 0 Run Off Road, Left 1 Run Off Road, Right 0 Run Off Road, Straight 0 Parked Vehicle 0 Pedalcyclist 0 Pedestrian 0 Movable Object	3 Sideswipe, Same Direction 4 Sideswipe, Opposite Direction 0 Railroad, Engine/Train 0 Other Collision 0 Other Non-Collision 1 Unknown

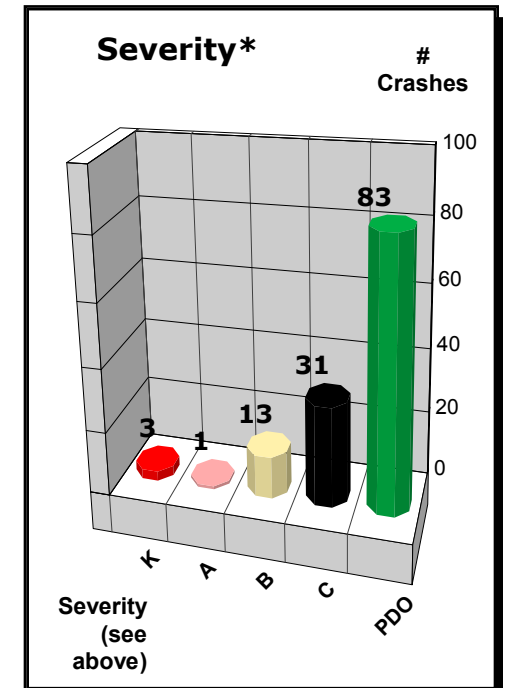


CMV Crashes in North Carolina, 2010
Summary Report of All Crashes by North Carolina State Highway Patrol Troop District
NCSHP Troop:
A
Troop District:
A1
Note: full troop summary (all districts) is located after the last district in the troop.

Total Crashes	Severity* <small>(see Severity chart below)</small>	Fatalities	Injuries	Alcohol Involved	Speed Involved	In Work Zone
133	1 Caused Disabling Injury (A) 13 Caused Obvious Injury (B) 31 Caused Possible Injury (C) 3 Caused Fatality (K) 83 Caused Property Damage Only (PDO)	3 Fatal Crashes 4 Fatalities	45 Injury Crashes 74 Injuries	0 Crashes	1 Crashes	0 Crashes

Weather Conditions	Driver Condition	Road Type	Urban/Rural Area
104 Clear 23 Cloudy 4 Rain 0 Fog, Smog, Smoke 0 Sleet, Hail, Freezing Rain/Drizzle 1 Snow 1 Severe Crosswinds	121 Apparently Normal 0 Fatigue 2 Fell Asleep, Fainted, Loss of Consciousness 0 Illness 0 Impairment Due to Medication, Drugs, Alcohol 0 Medical Condition 0 Other Physical Impairment	0 Interstate 32 US Highway 30 NC State Highway 0 Secondary Road 53 Local Road 18 Private or Other	52 Urban Crashes 81 Rural Crashes

Crash Type		
22 Angle 4 Animal 4 Backing Up 12 Fixed Object 1 Head On 1 Jackknife 3 Left Turn, Diff. Road 8 Left Turn, Same Road 2 Right Turn, Diff. Road 3 Right Turn, Same Road	22 Rear End, Slow/Stop 2 Rear End, Turning 3 Rollover 0 Run Off Road, Left 4 Run Off Road, Right 1 Run Off Road, Straight 2 Parked Vehicle 1 Pedalcyclist 0 Pedestrian 7 Movable Object	20 Sideswipe, Same Direction 6 Sideswipe, Opposite Direction 0 Railroad, Engine/Train 1 Other Collision 4 Other Non-Collision 0 Unknown

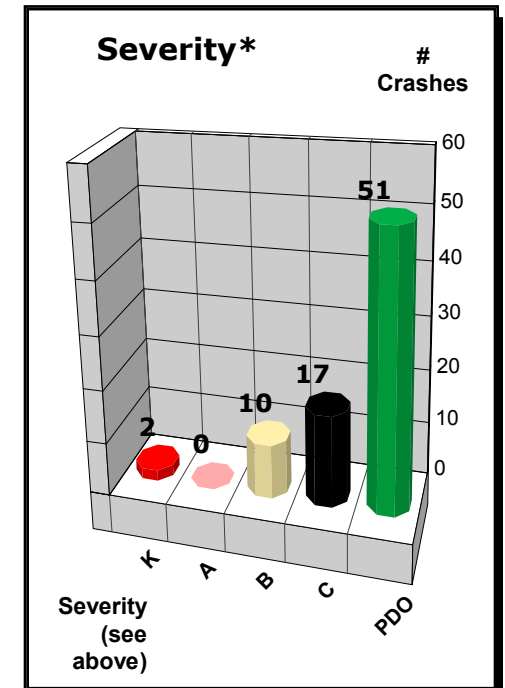


CMV Crashes in North Carolina, 2010
Summary Report of All Crashes by North Carolina State Highway Patrol Troop District
NCSHP Troop:
A
Troop District:
A1
Note: full troop summary (all districts) is located after the last district in the troop.

Total Crashes	Severity* <small>(see Severity chart below)</small>	Fatalities	Injuries	Alcohol Involved	Speed Involved	In Work Zone
81	0 Caused Disabling Injury (A) 10 Caused Obvious Injury (B) 17 Caused Possible Injury (C) 2 Caused Fatality (K) 51 Caused Property Damage Only (PDO)	2 Fatal Crashes 2 Fatalities	29 Injury Crashes 53 Injuries	0 Crashes	0 Crashes	1 Crashes

Weather Conditions	Driver Condition	Road Type	Urban/Rural Area
54 Clear 14 Cloudy 9 Rain 0 Fog, Smog, Smoke 3 Sleet, Hail, Freezing Rain/Drizzle 1 Snow 0 Severe Crosswinds	79 Apparently Normal 0 Fatigue 0 Fell Asleep, Fainted, Loss of Consciousness 0 Illness 0 Impairment Due to Medication, Drugs, Alcohol 0 Medical Condition 0 Other Physical Impairment	0 Interstate 34 US Highway 17 NC State Highway 0 Secondary Road 14 Local Road 16 Private or Other	28 Urban Crashes 53 Rural Crashes

Crash Type		
5 Angle 5 Animal 1 Backing Up 6 Fixed Object 3 Head On 1 Jackknife 3 Left Turn, Diff. Road 2 Left Turn, Same Road 0 Right Turn, Diff. Road 3 Right Turn, Same Road	19 Rear End, Slow/Stop 0 Rear End, Turning 3 Rollover 1 Run Off Road, Left 0 Run Off Road, Right 0 Run Off Road, Straight 2 Parked Vehicle 0 Pedalcyclist 0 Pedestrian 2 Movable Object	15 Sideswipe, Same Direction 6 Sideswipe, Opposite Direction 1 Railroad, Engine/Train 2 Other Collision 1 Other Non-Collision 0 Unknown

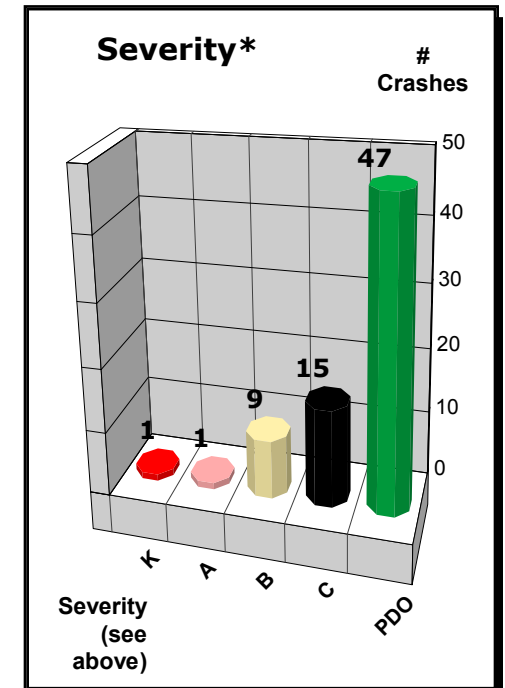


CMV Crashes in North Carolina, 2010
Summary Report of All Crashes by North Carolina State Highway Patrol Troop District
NCSHP Troop:
A
Troop District:
A1
Note: full troop summary (all districts) is located after the last district in the troop.

Total Crashes	Severity* <small>(see Severity chart below)</small>	Fatalities	Injuries	Alcohol Involved	Speed Involved	In Work Zone
73	1 Caused Disabling Injury (A) 9 Caused Obvious Injury (B) 15 Caused Possible Injury (C) 1 Caused Fatality (K) 47 Caused Property Damage Only (PDO)	1 Fatal Crashes 1 Fatalities	26 Injury Crashes 36 Injuries	0 Crashes	1 Crashes	2 Crashes

Weather Conditions	Driver Condition	Road Type	Urban/Rural Area
60 Clear 4 Cloudy 5 Rain 1 Fog, Smog, Smoke 1 Sleet, Hail, Freezing Rain/Drizzle 2 Snow 0 Severe Crosswinds	70 Apparently Normal 0 Fatigue 0 Fell Asleep, Fainted, Loss of Consciousness 0 Illness 0 Impairment Due to Medication, Drugs, Alcohol 0 Medical Condition 0 Other Physical Impairment	0 Interstate 32 US Highway 22 NC State Highway 0 Secondary Road 8 Local Road 11 Private or Other	17 Urban Crashes 56 Rural Crashes

Crash Type		
8 Angle 6 Animal 2 Backing Up 3 Fixed Object 0 Head On 2 Jackknife 4 Left Turn, Diff. Road 8 Left Turn, Same Road 3 Right Turn, Diff. Road 5 Right Turn, Same Road	10 Rear End, Slow/Stop 2 Rear End, Turning 1 Rollover 1 Run Off Road, Left 1 Run Off Road, Right 0 Run Off Road, Straight 3 Parked Vehicle 0 Pedalcyclist 0 Pedestrian 1 Movable Object	7 Sideswipe, Same Direction 4 Sideswipe, Opposite Direction 0 Railroad, Engine/Train 0 Other Collision 2 Other Non-Collision 0 Unknown

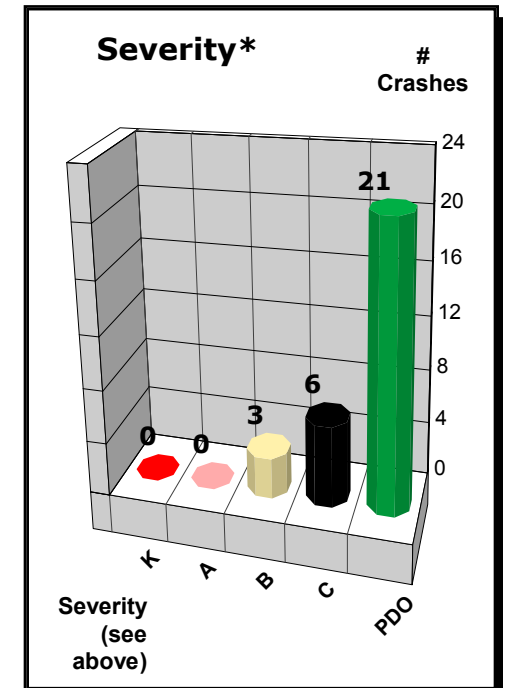


CMV Crashes in North Carolina, 2010
Summary Report of All Crashes by North Carolina State Highway Patrol Troop District
NCSHP Troop:
A
Troop District:
A1
Note: full troop summary (all districts) is located after the last district in the troop.

Total Crashes	Severity* <small>(see Severity chart below)</small>	Fatalities	Injuries	Alcohol Involved	Speed Involved	In Work Zone
34	0 Caused Disabling Injury (A) 3 Caused Obvious Injury (B) 6 Caused Possible Injury (C) 0 Caused Fatality (K) 21 Caused Property Damage Only (PDO)	0 Fatal Crashes 0 Fatalities	9 Injury Crashes 12 Injuries	0 Crashes	1 Crashes	0 Crashes

Weather Conditions	Driver Condition	Road Type	Urban/Rural Area
29 Clear 3 Cloudy 2 Rain 0 Fog, Smog, Smoke 0 Sleet, Hail, Freezing Rain/Drizzle 0 Snow 0 Severe Crosswinds	30 Apparently Normal 0 Fatigue 0 Fell Asleep, Fainted, Loss of Consciousness 0 Illness 0 Impairment Due to Medication, Drugs, Alcohol 0 Medical Condition 0 Other Physical Impairment	0 Interstate 13 US Highway 5 NC State Highway 0 Secondary Road 9 Local Road 7 Private or Other	8 Urban Crashes 26 Rural Crashes

Crash Type		
3 Angle 0 Animal 5 Backing Up 4 Fixed Object 0 Head On 0 Jackknife 0 Left Turn, Diff. Road 1 Left Turn, Same Road 1 Right Turn, Diff. Road 0 Right Turn, Same Road	10 Rear End, Slow/Stop 0 Rear End, Turning 0 Rollover 1 Run Off Road, Left 1 Run Off Road, Right 0 Run Off Road, Straight 1 Parked Vehicle 0 Pedalcyclist 1 Pedestrian 0 Movable Object	2 Sideswipe, Same Direction 3 Sideswipe, Opposite Direction 0 Railroad, Engine/Train 1 Other Collision 0 Other Non-Collision 0 Unknown

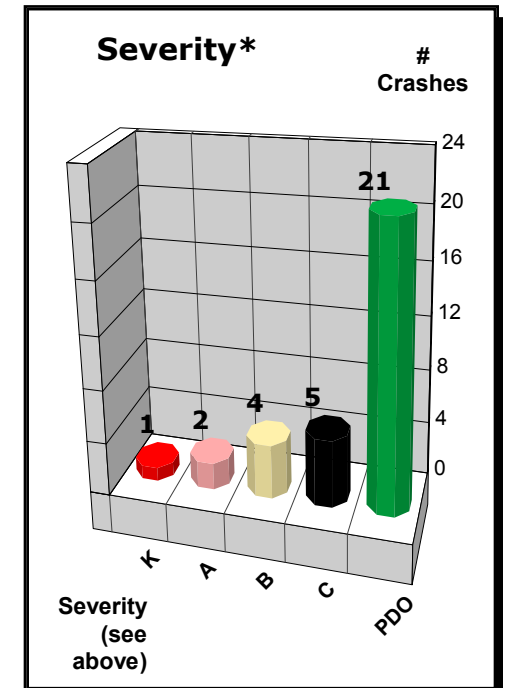


CMV Crashes in North Carolina, 2010
Summary Report of All Crashes by North Carolina State Highway Patrol Troop District
NCSHP Troop:
A
Troop District:
A1
Note: full troop summary (all districts) is located after the last district in the troop.

Total Crashes	Severity* <small>(see Severity chart below)</small>	Fatalities	Injuries	Alcohol Involved	Speed Involved	In Work Zone
33	2 Caused Disabling Injury (A) 4 Caused Obvious Injury (B) 5 Caused Possible Injury (C) 1 Caused Fatality (K) 21 Caused Property Damage Only (PDO)	1 Fatal Crashes 1 Fatalities	12 Injury Crashes 21 Injuries	0 Crashes	0 Crashes	1 Crashes

Weather Conditions	Driver Condition	Road Type	Urban/Rural Area
25 Clear 7 Cloudy 1 Rain 0 Fog, Smog, Smoke 0 Sleet, Hail, Freezing Rain/Drizzle 0 Snow 0 Severe Crosswinds	32 Apparently Normal 0 Fatigue 0 Fell Asleep, Fainted, Loss of Consciousness 0 Illness 0 Impairment Due to Medication, Drugs, Alcohol 0 Medical Condition 0 Other Physical Impairment	0 Interstate 16 US Highway 9 NC State Highway 0 Secondary Road 7 Local Road 1 Private or Other	6 Urban Crashes 27 Rural Crashes

Crash Type		
4 Angle 1 Animal 3 Backing Up 2 Fixed Object 1 Head On 1 Jackknife 4 Left Turn, Diff. Road 1 Left Turn, Same Road 1 Right Turn, Diff. Road 0 Right Turn, Same Road	8 Rear End, Slow/Stop 0 Rear End, Turning 0 Rollover 0 Run Off Road, Left 0 Run Off Road, Right 0 Run Off Road, Straight 0 Parked Vehicle 0 Pedalcyclist 0 Pedestrian 0 Movable Object	5 Sideswipe, Same Direction 0 Sideswipe, Opposite Direction 0 Railroad, Engine/Train 0 Other Collision 2 Other Non-Collision 0 Unknown



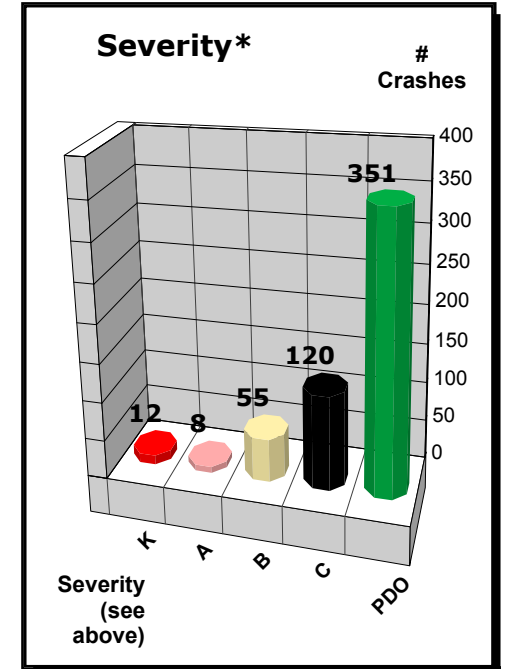
Summary Report of All Crashes by North Carolina State Highway Patrol Troop District

Summary of All Districts, NCSHP Troop: **A**

Total Crashes	Severity* <small>(see Severity chart below)</small>	Fatalities	Injuries	Alcohol Involved	Speed Involved	In Work Zone
553	8 Caused Disabling Injury (A) 55 Caused Obvious Injury (B) 120 Caused Possible Injury (C) 12 Caused Fatality (K) 351 Caused Property Damage Only (PDO)	12 Fatal Crashes 13 Fatalities	190 Injury Crashes 323 Injuries	0 Crashes	7 Crashes	11 Crashes

Weather Conditions	Driver Condition	Road Type	Urban/Rural Area
417 Clear 86 Cloudy 30 Rain 2 Fog, Smog, Smoke 6 Sleet, Hail, Freezing Rain/Drizzle 9 Snow 2 Severe Crosswinds	517 Apparently Normal 0 Fatigue 3 Fell Asleep, Fainted, Loss of Consciousness 0 Illness 1 Impairment Due to Medication, Drugs, Alcohol 2 Medical Condition 0 Other Physical Impairment	0 Interstate 202 US Highway 132 NC State Highway 0 Secondary Road 128 Local Road 91 Private or Other	142 Urban Crashes 411 Rural Crashes

Crash Type		
57 Angle 29 Animal 24 Backing Up 60 Fixed Object 7 Head On 6 Jackknife 20 Left Turn, Diff. Road 35 Left Turn, Same Road 12 Right Turn, Diff. Road 21 Right Turn, Same Road	95 Rear End, Slow/Stop 5 Rear End, Turning 19 Rollover 3 Run Off Road, Left 8 Run Off Road, Right 1 Run Off Road, Straight 11 Parked Vehicle 1 Pedalcyclist 2 Pedestrian 16 Movable Object	70 Sideswipe, Same Direction 30 Sideswipe, Opp. Direction 1 Railroad, Engine/Train 6 Other Collision 13 Other Non-Collision 1 Unknown

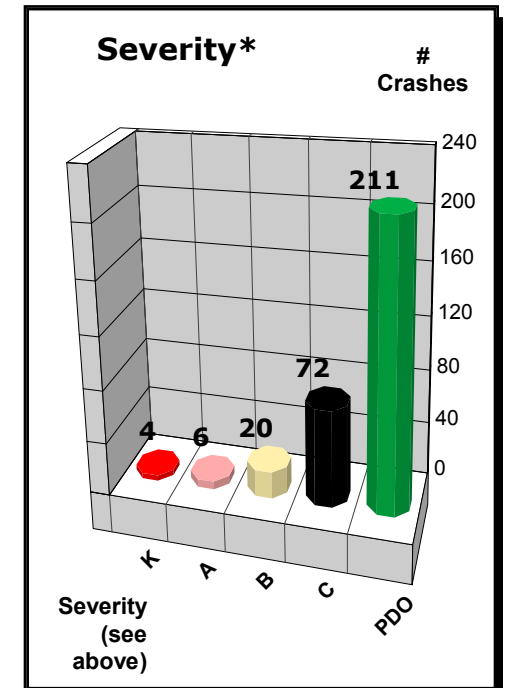


CMV Crashes in North Carolina, 2010
Summary Report of All Crashes by North Carolina State Highway Patrol Troop District
NCSHP Troop:
B
Troop District:
B2
Note: full troop summary (all districts) is located after the last district in the troop.

Total Crashes	Severity* (see Severity chart below)	Fatalities	Injuries	Alcohol Involved	Speed Involved	In Work Zone
319	6 Caused Disabling Injury (A) 20 Caused Obvious Injury (B) 72 Caused Possible Injury (C) 4 Caused Fatality (K) 211 Caused Property Damage Only (PDO)	4 Fatal Crashes 4 Fatalities	100 Injury Crashes 182 Injuries	0 Crashes	2 Crashes	4 Crashes

Weather Conditions	Driver Condition	Road Type	Urban/Rural Area
233 Clear 64 Cloudy 15 Rain 1 Fog, Smog, Smoke 2 Sleet, Hail, Freezing Rain/Drizzle 4 Snow 0 Severe Crosswinds	299 Apparently Normal 0 Fatigue 0 Fell Asleep, Fainted, Loss of Consciousness 0 Illness 0 Impairment Due to Medication, Drugs, Alcohol 0 Medical Condition 0 Other Physical Impairment	43 Interstate 13 US Highway 23 NC State Highway 0 Secondary Road 213 Local Road 27 Private or Other	217 Urban Crashes 102 Rural Crashes

Crash Type		
47 Angle 3 Animal 10 Backing Up 16 Fixed Object 4 Head On 0 Jackknife 13 Left Turn, Diff. Road 14 Left Turn, Same Road 12 Right Turn, Diff. Road 13 Right Turn, Same Road	70 Rear End, Slow/Stop 3 Rear End, Turning 6 Rollover 1 Run Off Road, Left 4 Run Off Road, Right 0 Run Off Road, Straight 6 Parked Vehicle 1 Pedalcyclist 0 Pedestrian 8 Movable Object	72 Sideswipe, Same Direction 9 Sideswipe, Opposite Direction 0 Railroad, Engine/Train 2 Other Collision 5 Other Non-Collision 0 Unknown

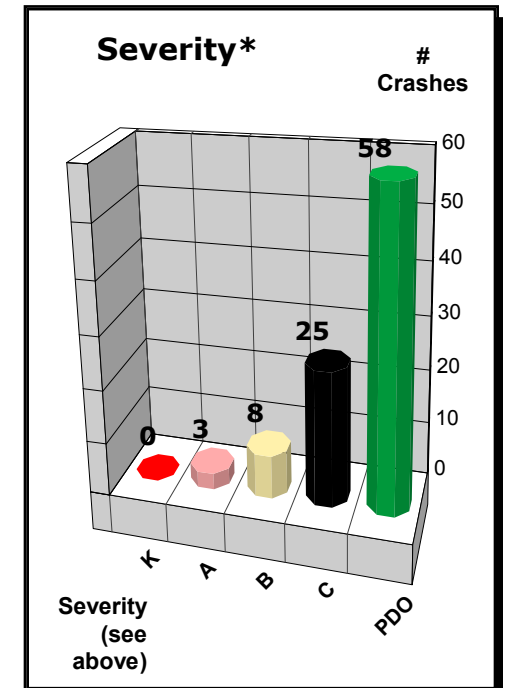


CMV Crashes in North Carolina, 2010
Summary Report of All Crashes by North Carolina State Highway Patrol Troop District
NCSHP Troop:
B
Troop District:
B2
Note: full troop summary (all districts) is located after the last district in the troop.

Total Crashes	Severity* <small>(see Severity chart below)</small>	Fatalities	Injuries	Alcohol Involved	Speed Involved	In Work Zone
94	3 Caused Disabling Injury (A) 8 Caused Obvious Injury (B) 25 Caused Possible Injury (C) 0 Caused Fatality (K) 58 Caused Property Damage Only (PDO)	0 Fatal Crashes 0 Fatalities	36 Injury Crashes 49 Injuries	0 Crashes	0 Crashes	3 Crashes

Weather Conditions	Driver Condition	Road Type	Urban/Rural Area
67 Clear 21 Cloudy 5 Rain 1 Fog, Smog, Smoke 0 Sleet, Hail, Freezing Rain/Drizzle 0 Snow 0 Severe Crosswinds	90 Apparently Normal 0 Fatigue 1 Fell Asleep, Fainted, Loss of Consciousness 0 Illness 0 Impairment Due to Medication, Drugs, Alcohol 0 Medical Condition 0 Other Physical Impairment	4 Interstate 21 US Highway 33 NC State Highway 0 Secondary Road 21 Local Road 15 Private or Other	23 Urban Crashes 71 Rural Crashes

Crash Type		
11 Angle 9 Animal 2 Backing Up 14 Fixed Object 1 Head On 0 Jackknife 3 Left Turn, Diff. Road 4 Left Turn, Same Road 3 Right Turn, Diff. Road 4 Right Turn, Same Road	8 Rear End, Slow/Stop 2 Rear End, Turning 4 Rollover 1 Run Off Road, Left 1 Run Off Road, Right 0 Run Off Road, Straight 2 Parked Vehicle 0 Pedalcyclist 0 Pedestrian 2 Movable Object	8 Sideswipe, Same Direction 5 Sideswipe, Opposite Direction 0 Railroad, Engine/Train 4 Other Collision 5 Other Non-Collision 1 Unknown

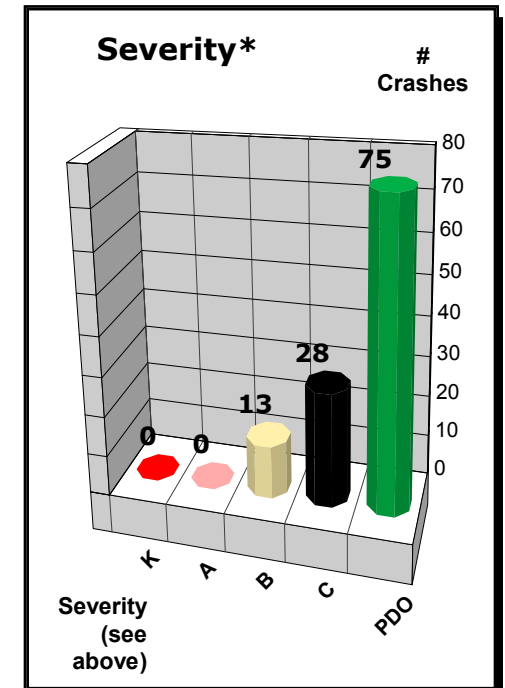


CMV Crashes in North Carolina, 2010
Summary Report of All Crashes by North Carolina State Highway Patrol Troop District
NCSHP Troop:
B
Troop District:
B1
Note: full troop summary (all districts) is located after the last district in the troop.

Total Crashes	Severity* <small>(see Severity chart below)</small>	Fatalities	Injuries	Alcohol Involved	Speed Involved	In Work Zone
117	0 Caused Disabling Injury (A) 13 Caused Obvious Injury (B) 28 Caused Possible Injury (C) 0 Caused Fatality (K) 75 Caused Property Damage Only (PDO)	0 Fatal Crashes 0 Fatalities	41 Injury Crashes 59 Injuries	0 Crashes	3 Crashes	1 Crashes

Weather Conditions	Driver Condition	Road Type	Urban/Rural Area
100 Clear 8 Cloudy 7 Rain 1 Fog, Smog, Smoke 1 Sleet, Hail, Freezing Rain/Drizzle 0 Snow 0 Severe Crosswinds	112 Apparently Normal 0 Fatigue 0 Fell Asleep, Fainted, Loss of Consciousness 0 Illness 0 Impairment Due to Medication, Drugs, Alcohol 0 Medical Condition 0 Other Physical Impairment	0 Interstate 36 US Highway 32 NC State Highway 0 Secondary Road 29 Local Road 20 Private or Other	53 Urban Crashes 64 Rural Crashes

Crash Type		
16 Angle 2 Animal 3 Backing Up 8 Fixed Object 1 Head On 0 Jackknife 8 Left Turn, Diff. Road 6 Left Turn, Same Road 3 Right Turn, Diff. Road 5 Right Turn, Same Road	30 Rear End, Slow/Stop 3 Rear End, Turning 3 Rollover 1 Run Off Road, Left 0 Run Off Road, Right 0 Run Off Road, Straight 4 Parked Vehicle 0 Pedalcyclist 0 Pedestrian 1 Movable Object	16 Sideswipe, Same Direction 4 Sideswipe, Opposite Direction 0 Railroad, Engine/Train 0 Other Collision 3 Other Non-Collision 0 Unknown

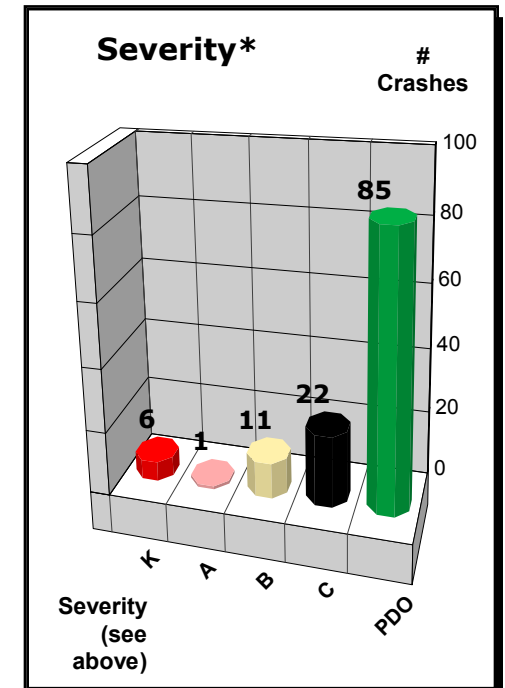


CMV Crashes in North Carolina, 2010
Summary Report of All Crashes by North Carolina State Highway Patrol Troop District
NCSHP Troop:
B
Troop District:
B2
Note: full troop summary (all districts) is located after the last district in the troop.

Total Crashes	Severity* <small>(see Severity chart below)</small>	Fatalities	Injuries	Alcohol Involved	Speed Involved	In Work Zone
126	1 Caused Disabling Injury (A) 11 Caused Obvious Injury (B) 22 Caused Possible Injury (C) 6 Caused Fatality (K) 85 Caused Property Damage Only (PDO)	6 Fatal Crashes 7 Fatalities	37 Injury Crashes 58 Injuries	0 Crashes	2 Crashes	2 Crashes

Weather Conditions	Driver Condition	Road Type	Urban/Rural Area
97 Clear 18 Cloudy 10 Rain 0 Fog, Smog, Smoke 0 Sleet, Hail, Freezing Rain/Drizzle 0 Snow 1 Severe Crosswinds	118 Apparently Normal 1 Fatigue 1 Fell Asleep, Fainted, Loss of Consciousness 0 Illness 0 Impairment Due to Medication, Drugs, Alcohol 0 Medical Condition 0 Other Physical Impairment	18 Interstate 36 US Highway 45 NC State Highway 0 Secondary Road 7 Local Road 20 Private or Other	0 Urban Crashes 126 Rural Crashes

Crash Type		
9 Angle 12 Animal 4 Backing Up 22 Fixed Object 1 Head On 0 Jackknife 5 Left Turn, Diff. Road 10 Left Turn, Same Road 1 Right Turn, Diff. Road 1 Right Turn, Same Road	17 Rear End, Slow/Stop 1 Rear End, Turning 6 Rollover 2 Run Off Road, Left 1 Run Off Road, Right 0 Run Off Road, Straight 7 Parked Vehicle 0 Pedalcyclist 0 Pedestrian 5 Movable Object	9 Sideswipe, Same Direction 7 Sideswipe, Opposite Direction 0 Railroad, Engine/Train 3 Other Collision 3 Other Non-Collision 0 Unknown

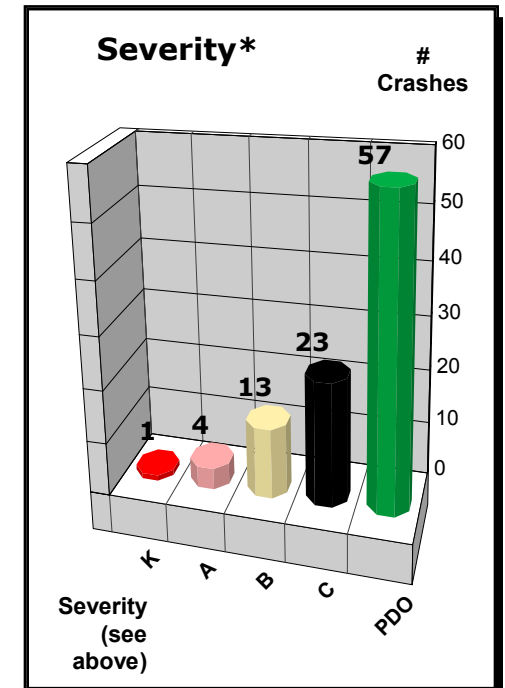


CMV Crashes in North Carolina, 2010
Summary Report of All Crashes by North Carolina State Highway Patrol Troop District
NCSHP Troop:
B
Troop District:
B2
Note: full troop summary (all districts) is located after the last district in the troop.

Total Crashes	Severity* <small>(see Severity chart below)</small>	Fatalities	Injuries	Alcohol Involved	Speed Involved	In Work Zone
101	4 Caused Disabling Injury (A) 13 Caused Obvious Injury (B) 23 Caused Possible Injury (C) 1 Caused Fatality (K) 57 Caused Property Damage Only (PDO)	1 Fatal Crashes 2 Fatalities	40 Injury Crashes 68 Injuries	0 Crashes	2 Crashes	1 Crashes

Weather Conditions	Driver Condition	Road Type	Urban/Rural Area
81 Clear 13 Cloudy 2 Rain 4 Fog, Smog, Smoke 0 Sleet, Hail, Freezing Rain/Drizzle 0 Snow 1 Severe Crosswinds	95 Apparently Normal 0 Fatigue 1 Fell Asleep, Fainted, Loss of Consciousness 0 Illness 0 Impairment Due to Medication, Drugs, Alcohol 0 Medical Condition 0 Other Physical Impairment	0 Interstate 24 US Highway 45 NC State Highway 0 Secondary Road 10 Local Road 22 Private or Other	5 Urban Crashes 96 Rural Crashes

Crash Type		
19 Angle 8 Animal 3 Backing Up 13 Fixed Object 2 Head On 0 Jackknife 2 Left Turn, Diff. Road 7 Left Turn, Same Road 1 Right Turn, Diff. Road 6 Right Turn, Same Road	16 Rear End, Slow/Stop 2 Rear End, Turning 1 Rollover 0 Run Off Road, Left 4 Run Off Road, Right 0 Run Off Road, Straight 2 Parked Vehicle 0 Pedalcyclist 0 Pedestrian 2 Movable Object	6 Sideswipe, Same Direction 2 Sideswipe, Opposite Direction 0 Railroad, Engine/Train 0 Other Collision 5 Other Non-Collision 0 Unknown

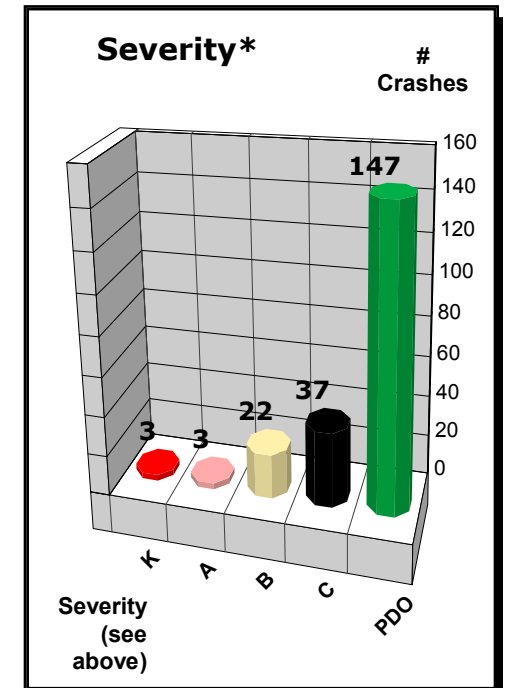


CMV Crashes in North Carolina, 2010
Summary Report of All Crashes by North Carolina State Highway Patrol Troop District
NCSHP Troop:
B
Troop District:
B2
Note: full troop summary (all districts) is located after the last district in the troop.

Total Crashes	Severity* <small>(see Severity chart below)</small>	Fatalities	Injuries	Alcohol Involved	Speed Involved	In Work Zone
214	3 Caused Disabling Injury (A) 22 Caused Obvious Injury (B) 37 Caused Possible Injury (C) 3 Caused Fatality (K) 147 Caused Property Damage Only (PDO)	3 Fatal Crashes 3 Fatalities	62 Injury Crashes 103 Injuries	0 Crashes	2 Crashes	4 Crashes

Weather Conditions	Driver Condition	Road Type	Urban/Rural Area
170 Clear 28 Cloudy 16 Rain 0 Fog, Smog, Smoke 0 Sleet, Hail, Freezing Rain/Drizzle 0 Snow 0 Severe Crosswinds	199 Apparently Normal 0 Fatigue 0 Fell Asleep, Fainted, Loss of Consciousness 0 Illness 1 Impairment Due to Medication, Drugs, Alcohol 1 Medical Condition 0 Other Physical Impairment	2 Interstate 57 US Highway 24 NC State Highway 0 Secondary Road 114 Local Road 17 Private or Other	105 Urban Crashes 109 Rural Crashes

Crash Type		
35 Angle 4 Animal 10 Backing Up 7 Fixed Object 1 Head On 1 Jackknife 8 Left Turn, Diff. Road 11 Left Turn, Same Road 3 Right Turn, Diff. Road 5 Right Turn, Same Road	47 Rear End, Slow/Stop 0 Rear End, Turning 8 Rollover 3 Run Off Road, Left 3 Run Off Road, Right 0 Run Off Road, Straight 1 Parked Vehicle 1 Pedalcyclist 2 Pedestrian 8 Movable Object	39 Sideswipe, Same Direction 4 Sideswipe, Opposite Direction 0 Railroad, Engine/Train 4 Other Collision 7 Other Non-Collision 2 Unknown

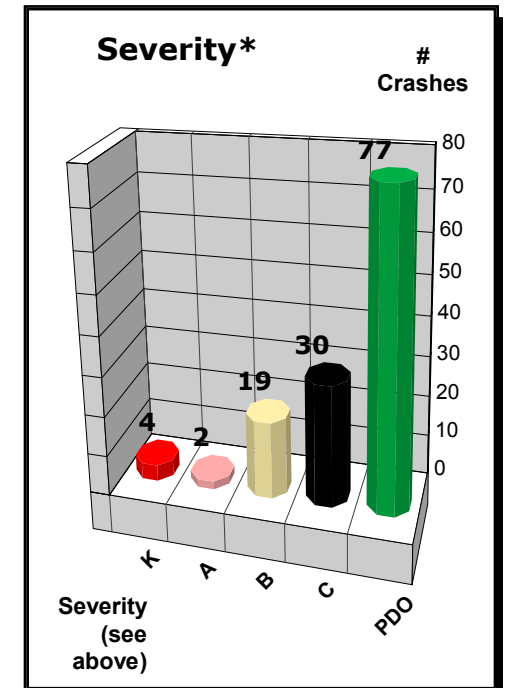


CMV Crashes in North Carolina, 2010
Summary Report of All Crashes by North Carolina State Highway Patrol Troop District
NCSHP Troop:
B
Troop District:
B2
Note: full troop summary (all districts) is located after the last district in the troop.

Total Crashes	Severity* <small>(see Severity chart below)</small>	Fatalities	Injuries	Alcohol Involved	Speed Involved	In Work Zone
136	2 Caused Disabling Injury (A) 19 Caused Obvious Injury (B) 30 Caused Possible Injury (C) 4 Caused Fatality (K) 77 Caused Property Damage Only (PDO)	4 Fatal Crashes 4 Fatalities	54 Injury Crashes 74 Injuries	0 Crashes	0 Crashes	0 Crashes

Weather Conditions	Driver Condition	Road Type	Urban/Rural Area
108 Clear 18 Cloudy 8 Rain 0 Fog, Smog, Smoke 0 Sleet, Hail, Freezing Rain/Drizzle 2 Snow 0 Severe Crosswinds	121 Apparently Normal 0 Fatigue 3 Fell Asleep, Fainted, Loss of Consciousness 0 Illness 0 Impairment Due to Medication, Drugs, Alcohol 0 Medical Condition 0 Other Physical Impairment	53 Interstate 9 US Highway 27 NC State Highway 0 Secondary Road 28 Local Road 19 Private or Other	47 Urban Crashes 89 Rural Crashes

Crash Type		
13 Angle 1 Animal 2 Backing Up 17 Fixed Object 0 Head On 1 Jackknife 4 Left Turn, Diff. Road 5 Left Turn, Same Road 1 Right Turn, Diff. Road 4 Right Turn, Same Road	26 Rear End, Slow/Stop 1 Rear End, Turning 3 Rollover 0 Run Off Road, Left 1 Run Off Road, Right 0 Run Off Road, Straight 5 Parked Vehicle 1 Pedalcyclist 2 Pedestrian 10 Movable Object	25 Sideswipe, Same Direction 3 Sideswipe, Opposite Direction 0 Railroad, Engine/Train 4 Other Collision 6 Other Non-Collision 1 Unknown

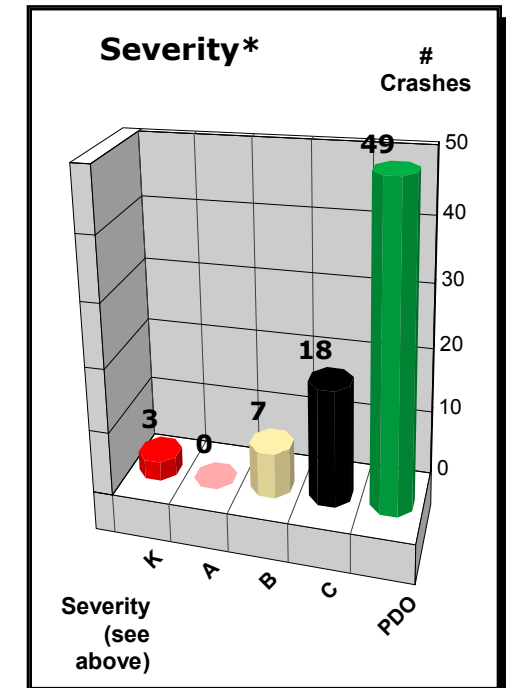


CMV Crashes in North Carolina, 2010
Summary Report of All Crashes by North Carolina State Highway Patrol Troop District
NCSHP Troop:
B
Troop District:
B3
Note: full troop summary (all districts) is located after the last district in the troop.

Total Crashes	Severity* <small>(see Severity chart below)</small>	Fatalities	Injuries	Alcohol Involved	Speed Involved	In Work Zone
79	0 Caused Disabling Injury (A) 7 Caused Obvious Injury (B) 18 Caused Possible Injury (C) 3 Caused Fatality (K) 49 Caused Property Damage Only (PDO)	3 Fatal Crashes 4 Fatalities	27 Injury Crashes 43 Injuries	0 Crashes	1 Crashes	1 Crashes

Weather Conditions	Driver Condition	Road Type	Urban/Rural Area
66 Clear 4 Cloudy 5 Rain 1 Fog, Smog, Smoke 0 Sleet, Hail, Freezing Rain/Drizzle 1 Snow 0 Severe Crosswinds	73 Apparently Normal 0 Fatigue 0 Fell Asleep, Fainted, Loss of Consciousness 0 Illness 0 Impairment Due to Medication, Drugs, Alcohol 0 Medical Condition 0 Other Physical Impairment	13 Interstate 19 US Highway 19 NC State Highway 1 Secondary Road 14 Local Road 13 Private or Other	14 Urban Crashes 65 Rural Crashes

Crash Type		
7 Angle 2 Animal 3 Backing Up 12 Fixed Object 0 Head On 0 Jackknife 6 Left Turn, Diff. Road 6 Left Turn, Same Road 1 Right Turn, Diff. Road 2 Right Turn, Same Road	16 Rear End, Slow/Stop 1 Rear End, Turning 2 Rollover 1 Run Off Road, Left 1 Run Off Road, Right 0 Run Off Road, Straight 1 Parked Vehicle 0 Pedalcyclist 1 Pedestrian 1 Movable Object	9 Sideswipe, Same Direction 3 Sideswipe, Opposite Direction 0 Railroad, Engine/Train 3 Other Collision 1 Other Non-Collision 0 Unknown



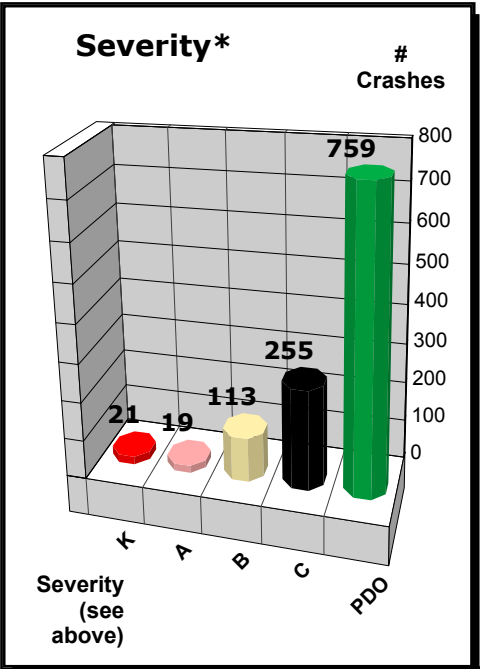
Summary Report of All Crashes by North Carolina State Highway Patrol Troop District

Summary of All Districts, NCSHP Troop: **B**

Total Crashes	Severity* <small>(see Severity chart below)</small>	Fatalities	Injuries	Alcohol Involved	Speed Involved	In Work Zone
1186	19 Caused Disabling Injury (A) 113 Caused Obvious Injury (B) 255 Caused Possible Injury (C) 21 Caused Fatality (K) 759 Caused Property Damage Only (PDO)	21 Fatal Crashes 24 Fatalities	397 Injury Crashes 636 Injuries	0 Crashes	12 Crashes	16 Crashes

Weather Conditions	Driver Condition	Road Type	Urban/Rural Area
922 Clear 174 Cloudy 68 Rain 8 Fog, Smog, Smoke 3 Sleet, Hail, Freezing Rain/Drizzle 7 Snow 2 Severe Crosswinds	1107 Apparently Normal 1 Fatigue 6 Fell Asleep, Fainted, Loss of Consciousness 0 Illness 1 Impairment Due to Medication, Drugs, Alcohol 1 Medical Condition 0 Other Physical Impairment	133 Interstate 215 US Highway 248 NC State Highway 1 Secondary Road 436 Local Road 153 Private or Other	464 Urban Crashes 722 Rural Crashes

Crash Type		
157 Angle 41 Animal 37 Backing Up 109 Fixed Object 10 Head On 2 Jackknife 49 Left Turn, Diff. Road 63 Left Turn, Same Road 25 Right Turn, Diff. Road 40 Right Turn, Same Road	230 Rear End, Slow/Stop 13 Rear End, Turning 33 Rollover 9 Run Off Road, Left 15 Run Off Road, Right 0 Run Off Road, Straight 28 Parked Vehicle 3 Pedalcyclist 5 Pedestrian 37 Movable Object	184 Sideswipe, Same Direction 37 Sideswipe, Opp. Direction 0 Railroad, Engine/Train 20 Other Collision 35 Other Non-Collision 4 Unknown



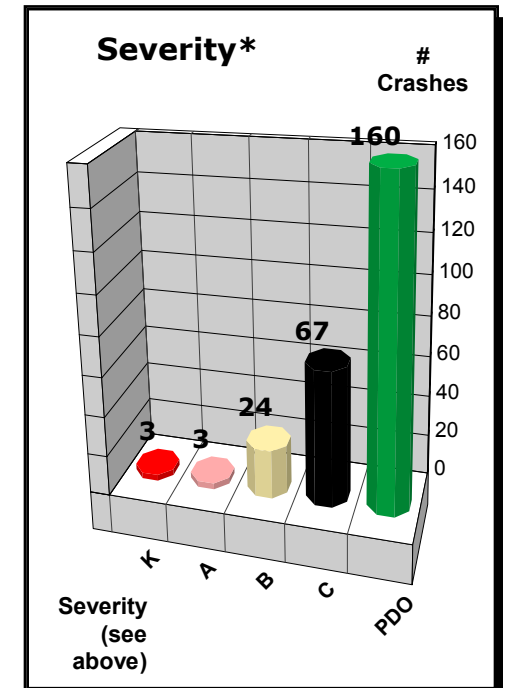
CMV Crashes in North Carolina, 2010

Summary Report of All Crashes by North Carolina State Highway Patrol Troop District
NCSHP Troop:
C
Troop District:
C3
Note: full troop summary (all districts) is located after the last district in the troop.

Total Crashes	Severity* <small>(see Severity chart below)</small>	Fatalities	Injuries	Alcohol Involved	Speed Involved	In Work Zone
263	3 Caused Disabling Injury (A) 24 Caused Obvious Injury (B) 67 Caused Possible Injury (C) 3 Caused Fatality (K) 160 Caused Property Damage Only (PDO)	3 Fatal Crashes 5 Fatalities	95 Injury Crashes 141 Injuries	0 Crashes	1 Crashes	3 Crashes

Weather Conditions	Driver Condition	Road Type	Urban/Rural Area
191 Clear 35 Cloudy 15 Rain 1 Fog, Smog, Smoke 5 Sleet, Hail, Freezing Rain/Drizzle 14 Snow 2 Severe Crosswinds	241 Apparently Normal 1 Fatigue 5 Fell Asleep, Fainted, Loss of Consciousness 0 Illness 2 Impairment Due to Medication, Drugs, Alcohol 0 Medical Condition 0 Other Physical Impairment	66 Interstate 47 US Highway 55 NC State Highway 0 Secondary Road 69 Local Road 26 Private or Other	72 Urban Crashes 191 Rural Crashes

Crash Type		
36 Angle 10 Animal 10 Backing Up 36 Fixed Object 3 Head On 3 Jackknife 9 Left Turn, Diff. Road 13 Left Turn, Same Road 3 Right Turn, Diff. Road 7 Right Turn, Same Road	37 Rear End, Slow/Stop 1 Rear End, Turning 12 Rollover 2 Run Off Road, Left 3 Run Off Road, Right 0 Run Off Road, Straight 1 Parked Vehicle 0 Pedalcyclist 4 Pedestrian 16 Movable Object	43 Sideswipe, Same Direction 6 Sideswipe, Opposite Direction 0 Railroad, Engine/Train 3 Other Collision 5 Other Non-Collision 0 Unknown

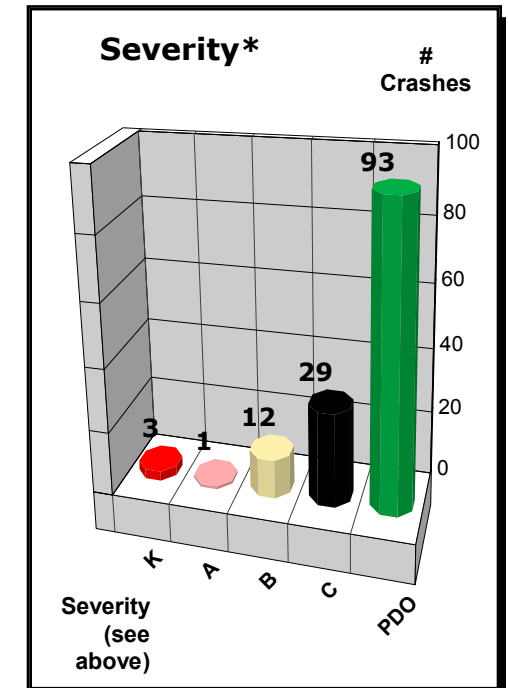


CMV Crashes in North Carolina, 2010
Summary Report of All Crashes by North Carolina State Highway Patrol Troop District
NCSHP Troop:
C
Troop District:
C3
Note: full troop summary (all districts) is located after the last district in the troop.

Total Crashes	Severity* <small>(see Severity chart below)</small>	Fatalities	Injuries	Alcohol Involved	Speed Involved	In Work Zone
140	1 Caused Disabling Injury (A) 12 Caused Obvious Injury (B) 29 Caused Possible Injury (C) 3 Caused Fatality (K) 93 Caused Property Damage Only (PDO)	3 Fatal Crashes 4 Fatalities	42 Injury Crashes 62 Injuries	0 Crashes	1 Crashes	2 Crashes

Weather Conditions	Driver Condition	Road Type	Urban/Rural Area
107 Clear 21 Cloudy 9 Rain 1 Fog, Smog, Smoke 0 Sleet, Hail, Freezing Rain/Drizzle 1 Snow 0 Severe Crosswinds	129 Apparently Normal 0 Fatigue 1 Fell Asleep, Fainted, Loss of Consciousness 0 Illness 1 Impairment Due to Medication, Drugs, Alcohol 0 Medical Condition 0 Other Physical Impairment	3 Interstate 52 US Highway 26 NC State Highway 0 Secondary Road 31 Local Road 28 Private or Other	58 Urban Crashes 82 Rural Crashes

Crash Type		
22 Angle 1 Animal 6 Backing Up 11 Fixed Object 0 Head On 0 Jackknife 10 Left Turn, Diff. Road 10 Left Turn, Same Road 0 Right Turn, Diff. Road 2 Right Turn, Same Road	33 Rear End, Slow/Stop 2 Rear End, Turning 6 Rollover 3 Run Off Road, Left 4 Run Off Road, Right 1 Run Off Road, Straight 1 Parked Vehicle 0 Pedalcyclist 1 Pedestrian 2 Movable Object	16 Sideswipe, Same Direction 6 Sideswipe, Opposite Direction 0 Railroad, Engine/Train 3 Other Collision 0 Other Non-Collision 0 Unknown

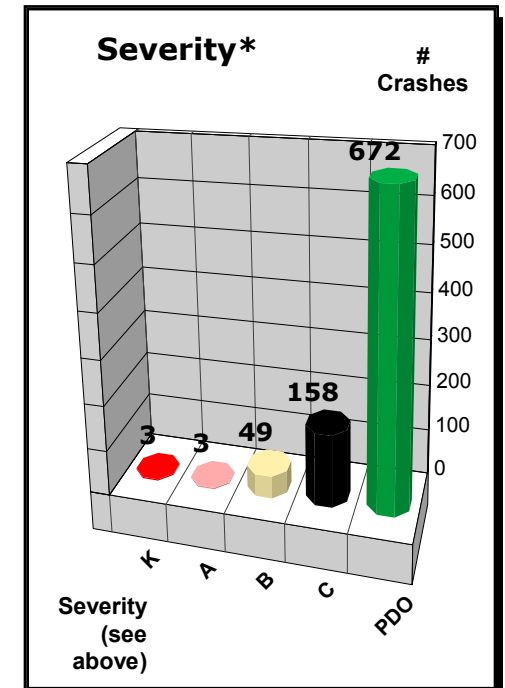


CMV Crashes in North Carolina, 2010
Summary Report of All Crashes by North Carolina State Highway Patrol Troop District
NCSHP Troop:
C
Troop District:
C3
Note: full troop summary (all districts) is located after the last district in the troop.

Total Crashes	Severity* <small>(see Severity chart below)</small>	Fatalities	Injuries	Alcohol Involved	Speed Involved	In Work Zone
894	3 Caused Disabling Injury (A) 49 Caused Obvious Injury (B) 158 Caused Possible Injury (C) 3 Caused Fatality (K) 672 Caused Property Damage Only (PDO)	3 Fatal Crashes 3 Fatalities	212 Injury Crashes 347 Injuries	0 Crashes	6 Crashes	38 Crashes

Weather Conditions	Driver Condition	Road Type	Urban/Rural Area
719 Clear 111 Cloudy 48 Rain 0 Fog, Smog, Smoke 5 Sleet, Hail, Freezing Rain/Drizzle 9 Snow 0 Severe Crosswinds	843 Apparently Normal 0 Fatigue 0 Fell Asleep, Fainted, Loss of Consciousness 0 Illness 0 Impairment Due to Medication, Drugs, Alcohol 0 Medical Condition 0 Other Physical Impairment	184 Interstate 88 US Highway 45 NC State Highway 1 Secondary Road 512 Local Road 64 Private or Other	724 Urban Crashes 170 Rural Crashes

Crash Type		
113 Angle 8 Animal 49 Backing Up 40 Fixed Object 4 Head On 1 Jackknife 25 Left Turn, Diff. Road 26 Left Turn, Same Road 12 Right Turn, Diff. Road 15 Right Turn, Same Road	246 Rear End, Slow/Stop 3 Rear End, Turning 7 Rollover 11 Run Off Road, Left 11 Run Off Road, Right 1 Run Off Road, Straight 37 Parked Vehicle 0 Pedalcyclist 1 Pedestrian 31 Movable Object	214 Sideswipe, Same Direction 20 Sideswipe, Opposite Direction 1 Railroad, Engine/Train 9 Other Collision 9 Other Non-Collision 0 Unknown

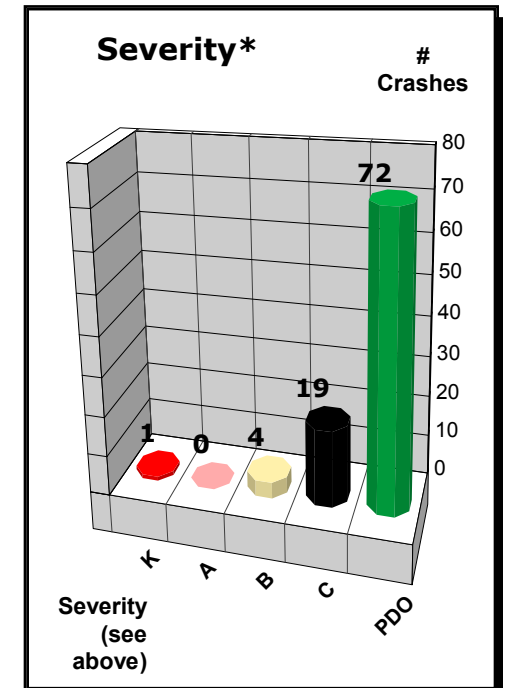


CMV Crashes in North Carolina, 2010
Summary Report of All Crashes by North Carolina State Highway Patrol Troop District
NCSHP Troop:
C
Troop District:
C3
Note: full troop summary (all districts) is located after the last district in the troop.

Total Crashes	Severity* <small>(see Severity chart below)</small>	Fatalities	Injuries	Alcohol Involved	Speed Involved	In Work Zone
99	0 Caused Disabling Injury (A) 4 Caused Obvious Injury (B) 19 Caused Possible Injury (C) 1 Caused Fatality (K) 72 Caused Property Damage Only (PDO)	1 Fatal Crashes 1 Fatalities	23 Injury Crashes 49 Injuries	0 Crashes	0 Crashes	1 Crashes

Weather Conditions	Driver Condition	Road Type	Urban/Rural Area
79 Clear 13 Cloudy 3 Rain 0 Fog, Smog, Smoke 1 Sleet, Hail, Freezing Rain/Drizzle 3 Snow 0 Severe Crosswinds	89 Apparently Normal 1 Fatigue 0 Fell Asleep, Fainted, Loss of Consciousness 0 Illness 1 Impairment Due to Medication, Drugs, Alcohol 0 Medical Condition 0 Other Physical Impairment	26 Interstate 26 US Highway 9 NC State Highway 0 Secondary Road 25 Local Road 13 Private or Other	20 Urban Crashes 79 Rural Crashes

Crash Type		
8 Angle 11 Animal 6 Backing Up 14 Fixed Object 0 Head On 0 Jackknife 0 Left Turn, Diff. Road 4 Left Turn, Same Road 1 Right Turn, Diff. Road 3 Right Turn, Same Road	12 Rear End, Slow/Stop 3 Rear End, Turning 7 Rollover 0 Run Off Road, Left 0 Run Off Road, Right 0 Run Off Road, Straight 1 Parked Vehicle 0 Pedalcyclist 0 Pedestrian 5 Movable Object	15 Sideswipe, Same Direction 5 Sideswipe, Opposite Direction 0 Railroad, Engine/Train 0 Other Collision 4 Other Non-Collision 0 Unknown

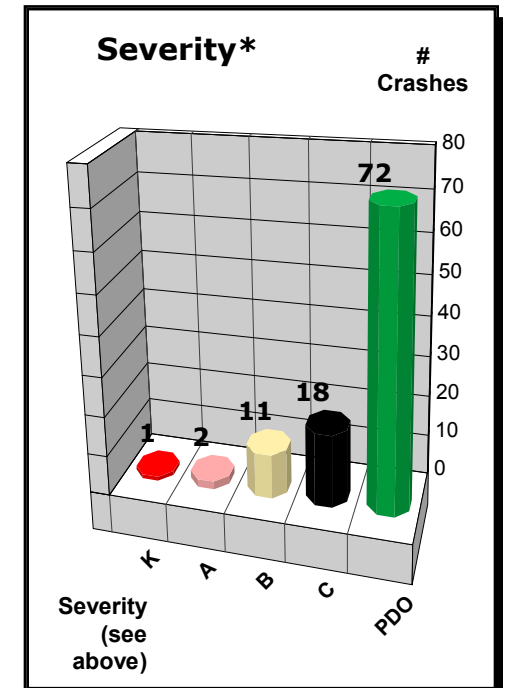


CMV Crashes in North Carolina, 2010
Summary Report of All Crashes by North Carolina State Highway Patrol Troop District
NCSHP Troop:
C
Troop District:
C3
Note: full troop summary (all districts) is located after the last district in the troop.

Total Crashes	Severity* <small>(see Severity chart below)</small>	Fatalities	Injuries	Alcohol Involved	Speed Involved	In Work Zone
105	2 Caused Disabling Injury (A) 11 Caused Obvious Injury (B) 18 Caused Possible Injury (C) 1 Caused Fatality (K) 72 Caused Property Damage Only (PDO)	1 Fatal Crashes 1 Fatalities	32 Injury Crashes 56 Injuries	0 Crashes	1 Crashes	2 Crashes

Weather Conditions	Driver Condition	Road Type	Urban/Rural Area
78 Clear 12 Cloudy 11 Rain 1 Fog, Smog, Smoke 1 Sleet, Hail, Freezing Rain/Drizzle 2 Snow 0 Severe Crosswinds	92 Apparently Normal 1 Fatigue 1 Fell Asleep, Fainted, Loss of Consciousness 0 Illness 0 Impairment Due to Medication, Drugs, Alcohol 0 Medical Condition 0 Other Physical Impairment	13 Interstate 25 US Highway 12 NC State Highway 0 Secondary Road 43 Local Road 12 Private or Other	40 Urban Crashes 65 Rural Crashes

Crash Type		
11 Angle 4 Animal 1 Backing Up 9 Fixed Object 2 Head On 0 Jackknife 2 Left Turn, Diff. Road 8 Left Turn, Same Road 2 Right Turn, Diff. Road 6 Right Turn, Same Road	28 Rear End, Slow/Stop 1 Rear End, Turning 2 Rollover 1 Run Off Road, Left 3 Run Off Road, Right 0 Run Off Road, Straight 4 Parked Vehicle 0 Pedalcyclist 0 Pedestrian 3 Movable Object	12 Sideswipe, Same Direction 5 Sideswipe, Opposite Direction 0 Railroad, Engine/Train 0 Other Collision 0 Other Non-Collision 1 Unknown



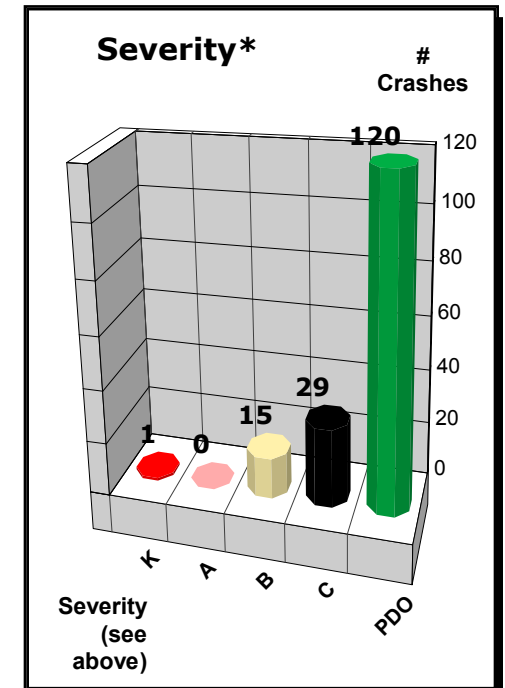
CMV Crashes in North Carolina, 2010

Summary Report of All Crashes by North Carolina State Highway Patrol Troop District
NCSHP Troop:
C
Troop District:
C3
Note: full troop summary (all districts) is located after the last district in the troop.

Total Crashes	Severity* <small>(see Severity chart below)</small>	Fatalities	Injuries	Alcohol Involved	Speed Involved	In Work Zone
165	0 Caused Disabling Injury (A) 15 Caused Obvious Injury (B) 29 Caused Possible Injury (C) 1 Caused Fatality (K) 120 Caused Property Damage Only (PDO)	1 Fatal Crashes 1 Fatalities	44 Injury Crashes 67 Injuries	0 Crashes	1 Crashes	6 Crashes

Weather Conditions	Driver Condition	Road Type	Urban/Rural Area
117 Clear 24 Cloudy 11 Rain 2 Fog, Smog, Smoke 1 Sleet, Hail, Freezing Rain/Drizzle 10 Snow 0 Severe Crosswinds	153 Apparently Normal 0 Fatigue 1 Fell Asleep, Fainted, Loss of Consciousness 0 Illness 2 Impairment Due to Medication, Drugs, Alcohol 0 Medical Condition 0 Other Physical Impairment	65 Interstate 33 US Highway 22 NC State Highway 2 Secondary Road 21 Local Road 22 Private or Other	38 Urban Crashes 127 Rural Crashes

Crash Type		
12 Angle 7 Animal 7 Backing Up 20 Fixed Object 1 Head On 1 Jackknife 5 Left Turn, Diff. Road 6 Left Turn, Same Road 3 Right Turn, Diff. Road 5 Right Turn, Same Road	34 Rear End, Slow/Stop 1 Rear End, Turning 1 Rollover 1 Run Off Road, Left 2 Run Off Road, Right 0 Run Off Road, Straight 4 Parked Vehicle 0 Pedalcyclist 0 Pedestrian 13 Movable Object	31 Sideswipe, Same Direction 6 Sideswipe, Opposite Direction 0 Railroad, Engine/Train 1 Other Collision 4 Other Non-Collision 0 Unknown

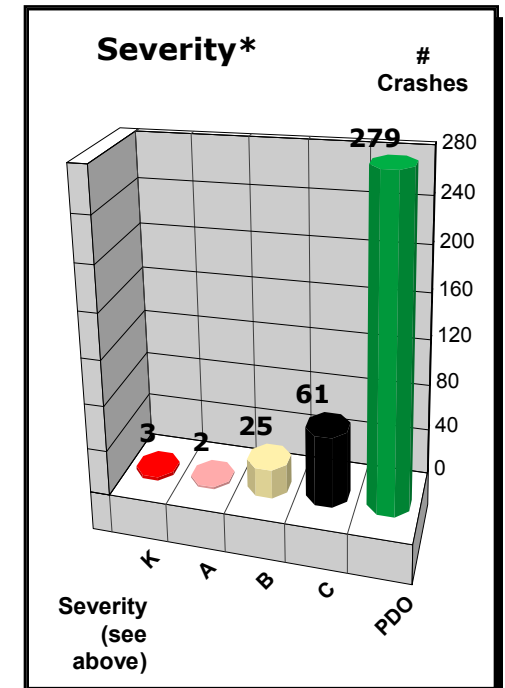


CMV Crashes in North Carolina, 2010
Summary Report of All Crashes by North Carolina State Highway Patrol Troop District
NCSHP Troop:
C
Troop District:
C4
Note: full troop summary (all districts) is located after the last district in the troop.

Total Crashes	Severity* <small>(see Severity chart below)</small>	Fatalities	Injuries	Alcohol Involved	Speed Involved	In Work Zone
379	2 Caused Disabling Injury (A) 25 Caused Obvious Injury (B) 61 Caused Possible Injury (C) 3 Caused Fatality (K) 279 Caused Property Damage Only (PDO)	3 Fatal Crashes 3 Fatalities	90 Injury Crashes 150 Injuries	0 Crashes	1 Crashes	11 Crashes

Weather Conditions	Driver Condition	Road Type	Urban/Rural Area
296 Clear 46 Cloudy 28 Rain 0 Fog, Smog, Smoke 1 Sleet, Hail, Freezing Rain/Drizzle 8 Snow 0 Severe Crosswinds	330 Apparently Normal 0 Fatigue 1 Fell Asleep, Fainted, Loss of Consciousness 1 Illness 3 Impairment Due to Medication, Drugs, Alcohol 0 Medical Condition 0 Other Physical Impairment	109 Interstate 16 US Highway 28 NC State Highway 3 Secondary Road 213 Local Road 9 Private or Other	306 Urban Crashes 73 Rural Crashes

Crash Type		
67 Angle 2 Animal 27 Backing Up 28 Fixed Object 3 Head On 4 Jackknife 14 Left Turn, Diff. Road 9 Left Turn, Same Road 1 Right Turn, Diff. Road 5 Right Turn, Same Road	67 Rear End, Slow/Stop 4 Rear End, Turning 4 Rollover 6 Run Off Road, Left 7 Run Off Road, Right 0 Run Off Road, Straight 10 Parked Vehicle 0 Pedalcyclist 2 Pedestrian 6 Movable Object	94 Sideswipe, Same Direction 9 Sideswipe, Opposite Direction 0 Railroad, Engine/Train 6 Other Collision 4 Other Non-Collision 0 Unknown



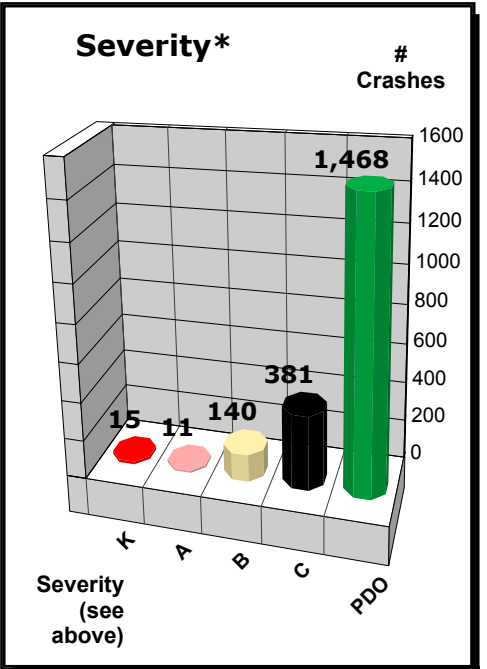
Summary Report of All Crashes by North Carolina State Highway Patrol Troop District

Summary of All Districts, NCSHP Troop: C

Total Crashes	Severity* <small>(see Severity chart below)</small>	Fatalities	Injuries	Alcohol Involved	Speed Involved	In Work Zone
2045	11 Caused Disabling Injury (A) 140 Caused Obvious Injury (B) 381 Caused Possible Injury (C) 15 Caused Fatality (K) 1468 Caused Property Damage Only (PDO)	15 Fatal Crashes 18 Fatalities	538 Injury Crashes 872 Injuries	0 Crashes	11 Crashes	63 Crashes

Weather Conditions	Driver Condition	Road Type	Urban/Rural Area
1587 Clear 262 Cloudy 125 Rain 5 Fog, Smog, Smoke 14 Sleet, Hail, Freezing Rain/Drizzle 47 Snow 2 Severe Crosswinds	1877 Apparently Normal 3 Fatigue 9 Fell Asleep, Fainted, Loss of Consciousness 1 Illness 9 Impairment Due to Medication, Drugs, Alcohol 0 Medical Condition 0 Other Physical Impairment	466 Interstate 287 US Highway 197 NC State Highway 6 Secondary Road 914 Local Road 174 Private or Other	1258 Urban Crashes 787 Rural Crashes

Crash Type		
269 Angle 43 Animal 106 Backing Up 158 Fixed Object 13 Head On 9 Jackknife 65 Left Turn, Diff. Road 76 Left Turn, Same Road 22 Right Turn, Diff. Road 43 Right Turn, Same Road	457 Rear End, Slow/Stop 15 Rear End, Turning 39 Rollover 24 Run Off Road, Left 30 Run Off Road, Right 2 Run Off Road, Straight 58 Parked Vehicle 0 Pedalcyclist 8 Pedestrian 76 Movable Object	425 Sideswipe, Same Direction 57 Sideswipe, Opp. Direction 1 Railroad, Engine/Train 22 Other Collision 26 Other Non-Collision 1 Unknown

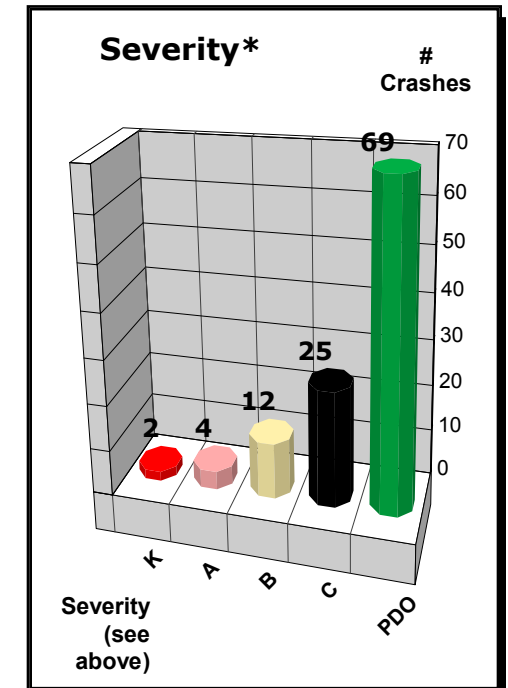


CMV Crashes in North Carolina, 2010
Summary Report of All Crashes by North Carolina State Highway Patrol Troop District
NCSHP Troop:
D
Troop District:
D4
Note: full troop summary (all districts) is located after the last district in the troop.

Total Crashes	Severity* <small>(see Severity chart below)</small>	Fatalities	Injuries	Alcohol Involved	Speed Involved	In Work Zone
114	4 Caused Disabling Injury (A) 12 Caused Obvious Injury (B) 25 Caused Possible Injury (C) 2 Caused Fatality (K) 69 Caused Property Damage Only (PDO)	2 Fatal Crashes 2 Fatalities	41 Injury Crashes 60 Injuries	0 Crashes	0 Crashes	2 Crashes

Weather Conditions	Driver Condition	Road Type	Urban/Rural Area
85 Clear 21 Cloudy 6 Rain 0 Fog, Smog, Smoke 0 Sleet, Hail, Freezing Rain/Drizzle 1 Snow 1 Severe Crosswinds	106 Apparently Normal 0 Fatigue 1 Fell Asleep, Fainted, Loss of Consciousness 0 Illness 2 Impairment Due to Medication, Drugs, Alcohol 0 Medical Condition 0 Other Physical Impairment	0 Interstate 31 US Highway 7 NC State Highway 0 Secondary Road 53 Local Road 23 Private or Other	45 Urban Crashes 69 Rural Crashes

Crash Type		
16 Angle 3 Animal 1 Backing Up 11 Fixed Object 0 Head On 1 Jackknife 9 Left Turn, Diff. Road 6 Left Turn, Same Road 1 Right Turn, Diff. Road 5 Right Turn, Same Road	21 Rear End, Slow/Stop 3 Rear End, Turning 2 Rollover 0 Run Off Road, Left 4 Run Off Road, Right 0 Run Off Road, Straight 1 Parked Vehicle 0 Pedalcyclist 1 Pedestrian 2 Movable Object	13 Sideswipe, Same Direction 4 Sideswipe, Opposite Direction 0 Railroad, Engine/Train 7 Other Collision 2 Other Non-Collision 1 Unknown

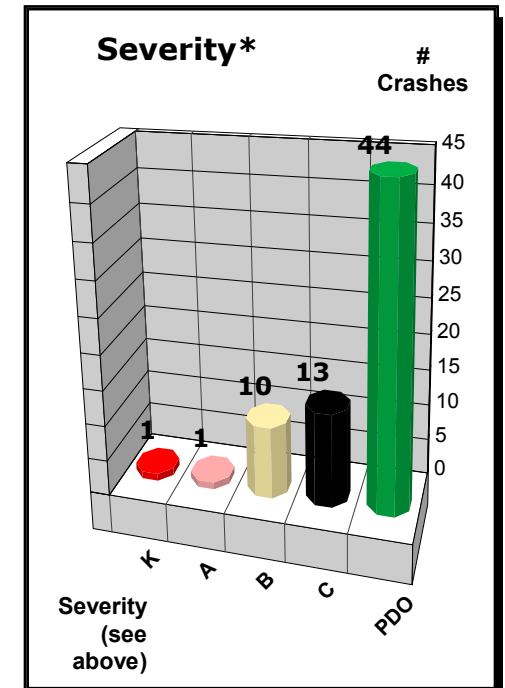


CMV Crashes in North Carolina, 2010
Summary Report of All Crashes by North Carolina State Highway Patrol Troop District
NCSHP Troop:
D
Troop District:
D4
Note: full troop summary (all districts) is located after the last district in the troop.

Total Crashes	Severity* <small>(see Severity chart below)</small>	Fatalities	Injuries	Alcohol Involved	Speed Involved	In Work Zone
73	1 Caused Disabling Injury (A) 10 Caused Obvious Injury (B) 13 Caused Possible Injury (C) 1 Caused Fatality (K) 44 Caused Property Damage Only (PDO)	1 Fatal Crashes 1 Fatalities	25 Injury Crashes 29 Injuries	0 Crashes	1 Crashes	3 Crashes

Weather Conditions	Driver Condition	Road Type	Urban/Rural Area
54 Clear 11 Cloudy 5 Rain 1 Fog, Smog, Smoke 0 Sleet, Hail, Freezing Rain/Drizzle 2 Snow 0 Severe Crosswinds	65 Apparently Normal 0 Fatigue 1 Fell Asleep, Fainted, Loss of Consciousness 0 Illness 0 Impairment Due to Medication, Drugs, Alcohol 0 Medical Condition 0 Other Physical Impairment	0 Interstate 21 US Highway 20 NC State Highway 0 Secondary Road 20 Local Road 12 Private or Other	19 Urban Crashes 54 Rural Crashes

Crash Type		
10 Angle 4 Animal 3 Backing Up 13 Fixed Object 1 Head On 0 Jackknife 0 Left Turn, Diff. Road 5 Left Turn, Same Road 3 Right Turn, Diff. Road 0 Right Turn, Same Road	11 Rear End, Slow/Stop 1 Rear End, Turning 6 Rollover 0 Run Off Road, Left 1 Run Off Road, Right 0 Run Off Road, Straight 2 Parked Vehicle 0 Pedalcyclist 0 Pedestrian 4 Movable Object	5 Sideswipe, Same Direction 1 Sideswipe, Opposite Direction 0 Railroad, Engine/Train 1 Other Collision 2 Other Non-Collision 0 Unknown

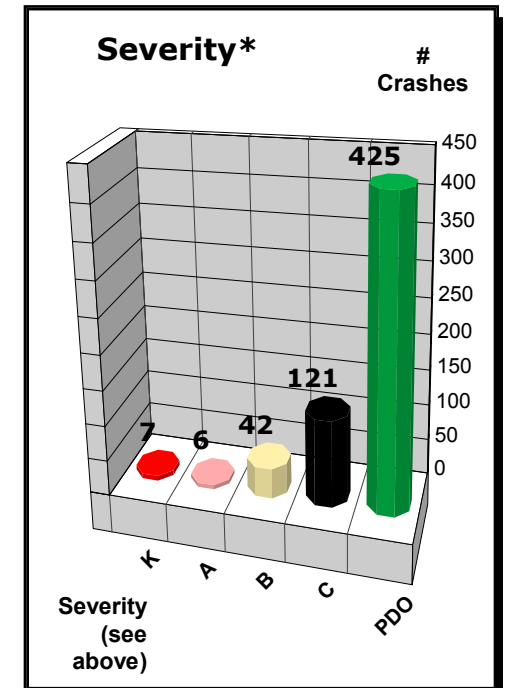


CMV Crashes in North Carolina, 2010
Summary Report of All Crashes by North Carolina State Highway Patrol Troop District
NCSHP Troop:
D
Troop District:
D4
Note: full troop summary (all districts) is located after the last district in the troop.

Total Crashes	Severity* <small>(see Severity chart below)</small>	Fatalities	Injuries	Alcohol Involved	Speed Involved	In Work Zone
603	6 Caused Disabling Injury (A) 42 Caused Obvious Injury (B) 121 Caused Possible Injury (C) 7 Caused Fatality (K) 425 Caused Property Damage Only (PDO)	7 Fatal Crashes 10 Fatalities	174 Injury Crashes 275 Injuries	0 Crashes	6 Crashes	16 Crashes

Weather Conditions	Driver Condition	Road Type	Urban/Rural Area
448 Clear 88 Cloudy 46 Rain 3 Fog, Smog, Smoke 4 Sleet, Hail, Freezing Rain/Drizzle 14 Snow 0 Severe Crosswinds	569 Apparently Normal 2 Fatigue 2 Fell Asleep, Fainted, Loss of Consciousness 0 Illness 1 Impairment Due to Medication, Drugs, Alcohol 0 Medical Condition 0 Other Physical Impairment	161 Interstate 44 US Highway 33 NC State Highway 1 Secondary Road 321 Local Road 43 Private or Other	464 Urban Crashes 139 Rural Crashes

Crash Type		
96 Angle 4 Animal 22 Backing Up 51 Fixed Object 5 Head On 4 Jackknife 25 Left Turn, Diff. Road 19 Left Turn, Same Road 9 Right Turn, Diff. Road 25 Right Turn, Same Road	118 Rear End, Slow/Stop 7 Rear End, Turning 6 Rollover 12 Run Off Road, Left 15 Run Off Road, Right 0 Run Off Road, Straight 16 Parked Vehicle 0 Pedalcyclist 3 Pedestrian 12 Movable Object	119 Sideswipe, Same Direction 9 Sideswipe, Opposite Direction 0 Railroad, Engine/Train 12 Other Collision 13 Other Non-Collision 1 Unknown

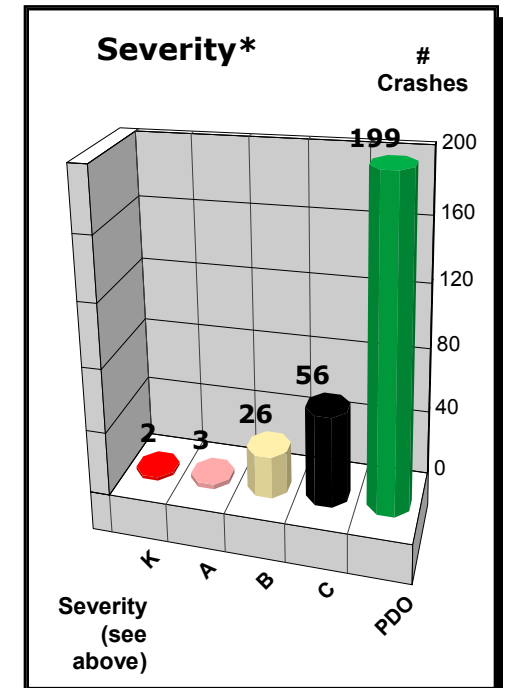


CMV Crashes in North Carolina, 2010
Summary Report of All Crashes by North Carolina State Highway Patrol Troop District
NCSHP Troop:
D
Troop District:
D4
Note: full troop summary (all districts) is located after the last district in the troop.

Total Crashes	Severity* <small>(see Severity chart below)</small>	Fatalities	Injuries	Alcohol Involved	Speed Involved	In Work Zone
293	3 Caused Disabling Injury (A) 26 Caused Obvious Injury (B) 56 Caused Possible Injury (C) 2 Caused Fatality (K) 199 Caused Property Damage Only (PDO)	2 Fatal Crashes 2 Fatalities	85 Injury Crashes 115 Injuries	0 Crashes	4 Crashes	3 Crashes

Weather Conditions	Driver Condition	Road Type	Urban/Rural Area
222 Clear 33 Cloudy 26 Rain 1 Fog, Smog, Smoke 2 Sleet, Hail, Freezing Rain/Drizzle 9 Snow 0 Severe Crosswinds	263 Apparently Normal 0 Fatigue 0 Fell Asleep, Fainted, Loss of Consciousness 0 Illness 0 Impairment Due to Medication, Drugs, Alcohol 0 Medical Condition 0 Other Physical Impairment	120 Interstate 21 US Highway 25 NC State Highway 0 Secondary Road 99 Local Road 28 Private or Other	171 Urban Crashes 122 Rural Crashes

Crash Type		
33 Angle 7 Animal 6 Backing Up 20 Fixed Object 0 Head On 0 Jackknife 7 Left Turn, Diff. Road 10 Left Turn, Same Road 1 Right Turn, Diff. Road 6 Right Turn, Same Road	71 Rear End, Slow/Stop 5 Rear End, Turning 3 Rollover 3 Run Off Road, Left 8 Run Off Road, Right 0 Run Off Road, Straight 9 Parked Vehicle 0 Pedalcyclist 1 Pedestrian 14 Movable Object	71 Sideswipe, Same Direction 8 Sideswipe, Opposite Direction 0 Railroad, Engine/Train 7 Other Collision 3 Other Non-Collision 0 Unknown

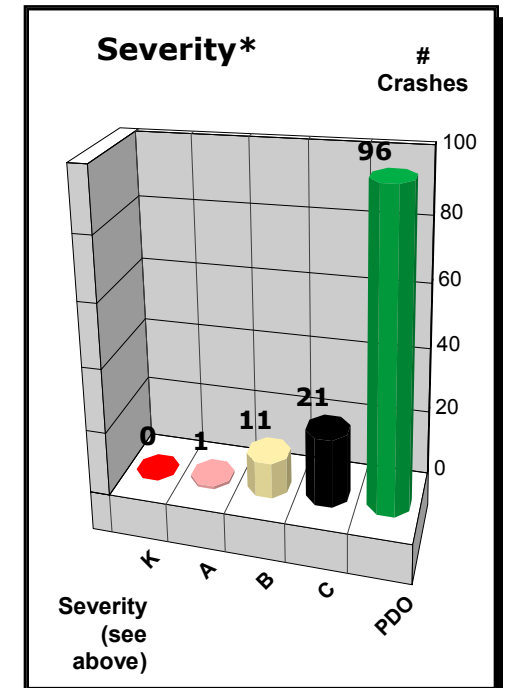


CMV Crashes in North Carolina, 2010
Summary Report of All Crashes by North Carolina State Highway Patrol Troop District
NCSHP Troop:
D
Troop District:
D4
Note: full troop summary (all districts) is located after the last district in the troop.

Total Crashes	Severity* <small>(see Severity chart below)</small>	Fatalities	Injuries	Alcohol Involved	Speed Involved	In Work Zone
130	1 Caused Disabling Injury (A) 11 Caused Obvious Injury (B) 21 Caused Possible Injury (C) 0 Caused Fatality (K) 96 Caused Property Damage Only (PDO)	0 Fatal Crashes 0 Fatalities	33 Injury Crashes 44 Injuries	0 Crashes	2 Crashes	4 Crashes

Weather Conditions	Driver Condition	Road Type	Urban/Rural Area
100 Clear 17 Cloudy 6 Rain 1 Fog, Smog, Smoke 0 Sleet, Hail, Freezing Rain/Drizzle 6 Snow 0 Severe Crosswinds	120 Apparently Normal 0 Fatigue 2 Fell Asleep, Fainted, Loss of Consciousness 0 Illness 0 Impairment Due to Medication, Drugs, Alcohol 0 Medical Condition 0 Other Physical Impairment	11 Interstate 57 US Highway 13 NC State Highway 0 Secondary Road 11 Local Road 38 Private or Other	56 Urban Crashes 74 Rural Crashes

Crash Type		
10 Angle 2 Animal 5 Backing Up 15 Fixed Object 1 Head On 0 Jackknife 8 Left Turn, Diff. Road 6 Left Turn, Same Road 1 Right Turn, Diff. Road 3 Right Turn, Same Road	29 Rear End, Slow/Stop 0 Rear End, Turning 3 Rollover 4 Run Off Road, Left 8 Run Off Road, Right 1 Run Off Road, Straight 1 Parked Vehicle 0 Pedalcyclist 0 Pedestrian 4 Movable Object	15 Sideswipe, Same Direction 6 Sideswipe, Opposite Direction 0 Railroad, Engine/Train 2 Other Collision 6 Other Non-Collision 0 Unknown



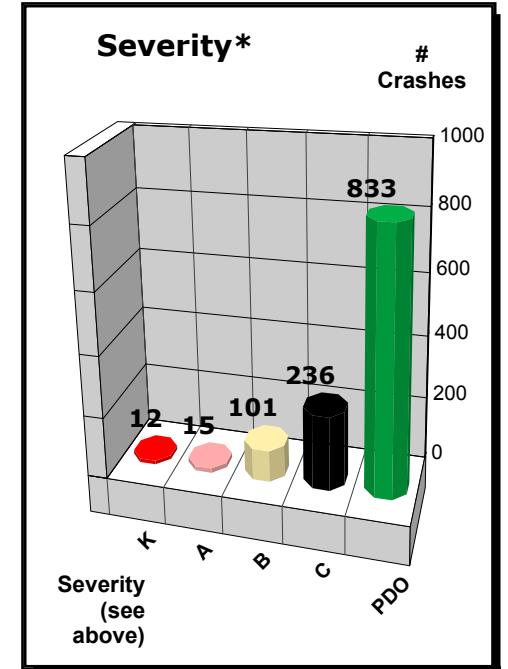
Summary Report of All Crashes by North Carolina State Highway Patrol Troop District

Summary of All Districts, NCSHP Troop: D

Total Crashes	Severity* <small>(see Severity chart below)</small>	Fatalities	Injuries	Alcohol Involved	Speed Involved	In Work Zone
1213	15 Caused Disabling Injury (A) 101 Caused Obvious Injury (B) 236 Caused Possible Injury (C) 12 Caused Fatality (K) 833 Caused Property Damage Only (PDO)	12 Fatal Crashes 15 Fatalities	358 Injury Crashes 523 Injuries	0 Crashes	13 Crashes	28 Crashes

Weather Conditions	Driver Condition	Road Type	Urban/Rural Area
909 Clear 170 Cloudy 89 Rain 6 Fog, Smog, Smoke 6 Sleet, Hail, Freezing Rain/Drizzle 32 Snow 1 Severe Crosswinds	1123 Apparently Normal 2 Fatigue 6 Fell Asleep, Fainted, Loss of Consciousness 0 Illness 3 Impairment Due to Medication, Drugs, Alcohol 0 Medical Condition 0 Other Physical Impairment	292 Interstate 174 US Highway 98 NC State Highway 1 Secondary Road 504 Local Road 144 Private or Other	755 Urban Crashes 458 Rural Crashes

Crash Type		
165 Angle 20 Animal 37 Backing Up 110 Fixed Object 7 Head On 5 Jackknife 49 Left Turn, Diff. Road 46 Left Turn, Same Road 15 Right Turn, Diff. Road 39 Right Turn, Same Road	250 Rear End, Slow/Stop 16 Rear End, Turning 20 Rollover 19 Run Off Road, Left 36 Run Off Road, Right 1 Run Off Road, Straight 29 Parked Vehicle 0 Pedalcyclist 5 Pedestrian 36 Movable Object	223 Sideswipe, Same Direction 28 Sideswipe, Opp. Direction 0 Railroad, Engine/Train 29 Other Collision 26 Other Non-Collision 2 Unknown

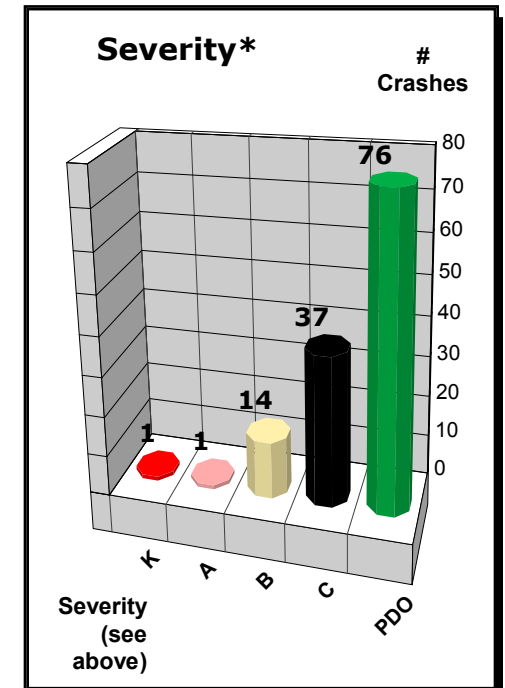


CMV Crashes in North Carolina, 2010
Summary Report of All Crashes by North Carolina State Highway Patrol Troop District
NCSHP Troop:
E
Troop District:
E5
Note: full troop summary (all districts) is located after the last district in the troop.

Total Crashes	Severity* <small>(see Severity chart below)</small>	Fatalities	Injuries	Alcohol Involved	Speed Involved	In Work Zone
131	1 Caused Disabling Injury (A) 14 Caused Obvious Injury (B) 37 Caused Possible Injury (C) 1 Caused Fatality (K) 76 Caused Property Damage Only (PDO)	1 Fatal Crashes 1 Fatalities	52 Injury Crashes 92 Injuries	0 Crashes	1 Crashes	3 Crashes

Weather Conditions	Driver Condition	Road Type	Urban/Rural Area
91 Clear 13 Cloudy 18 Rain 0 Fog, Smog, Smoke 5 Sleet, Hail, Freezing Rain/Drizzle 3 Snow 0 Severe Crosswinds	119 Apparently Normal 0 Fatigue 0 Fell Asleep, Fainted, Loss of Consciousness 0 Illness 1 Impairment Due to Medication, Drugs, Alcohol 2 Medical Condition 0 Other Physical Impairment	47 Interstate 20 US Highway 11 NC State Highway 0 Secondary Road 35 Local Road 18 Private or Other	56 Urban Crashes 75 Rural Crashes

Crash Type		
17 Angle 5 Animal 3 Backing Up 12 Fixed Object 3 Head On 0 Jackknife 7 Left Turn, Diff. Road 1 Left Turn, Same Road 1 Right Turn, Diff. Road 1 Right Turn, Same Road	19 Rear End, Slow/Stop 1 Rear End, Turning 5 Rollover 3 Run Off Road, Left 4 Run Off Road, Right 0 Run Off Road, Straight 5 Parked Vehicle 0 Pedalcyclist 0 Pedestrian 3 Movable Object	30 Sideswipe, Same Direction 5 Sideswipe, Opposite Direction 0 Railroad, Engine/Train 3 Other Collision 3 Other Non-Collision 0 Unknown

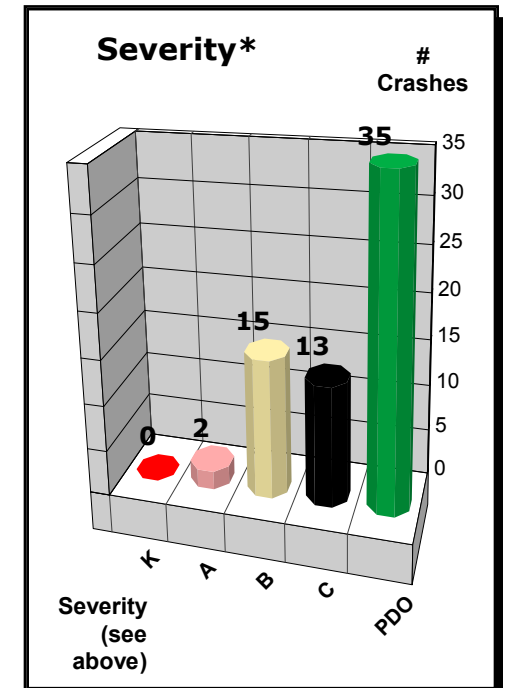


CMV Crashes in North Carolina, 2010
Summary Report of All Crashes by North Carolina State Highway Patrol Troop District
NCSHP Troop:
E
Troop District:
E6
Note: full troop summary (all districts) is located after the last district in the troop.

Total Crashes	Severity* <small>(see Severity chart below)</small>	Fatalities	Injuries	Alcohol Involved	Speed Involved	In Work Zone
65	2 Caused Disabling Injury (A) 15 Caused Obvious Injury (B) 13 Caused Possible Injury (C) 0 Caused Fatality (K) 35 Caused Property Damage Only (PDO)	0 Fatal Crashes 0 Fatalities	30 Injury Crashes 42 Injuries	0 Crashes	3 Crashes	1 Crashes

Weather Conditions	Driver Condition	Road Type	Urban/Rural Area
46 Clear 12 Cloudy 5 Rain 0 Fog, Smog, Smoke 1 Sleet, Hail, Freezing Rain/Drizzle 1 Snow 0 Severe Crosswinds	62 Apparently Normal 0 Fatigue 0 Fell Asleep, Fainted, Loss of Consciousness 0 Illness 0 Impairment Due to Medication, Drugs, Alcohol 1 Medical Condition 0 Other Physical Impairment	0 Interstate 15 US Highway 26 NC State Highway 0 Secondary Road 9 Local Road 15 Private or Other	11 Urban Crashes 54 Rural Crashes

Crash Type		
13 Angle 2 Animal 4 Backing Up 6 Fixed Object 1 Head On 0 Jackknife 4 Left Turn, Diff. Road 3 Left Turn, Same Road 0 Right Turn, Diff. Road 2 Right Turn, Same Road	13 Rear End, Slow/Stop 2 Rear End, Turning 5 Rollover 1 Run Off Road, Left 1 Run Off Road, Right 0 Run Off Road, Straight 0 Parked Vehicle 0 Pedalcyclist 0 Pedestrian 0 Movable Object	4 Sideswipe, Same Direction 3 Sideswipe, Opposite Direction 0 Railroad, Engine/Train 0 Other Collision 1 Other Non-Collision 0 Unknown

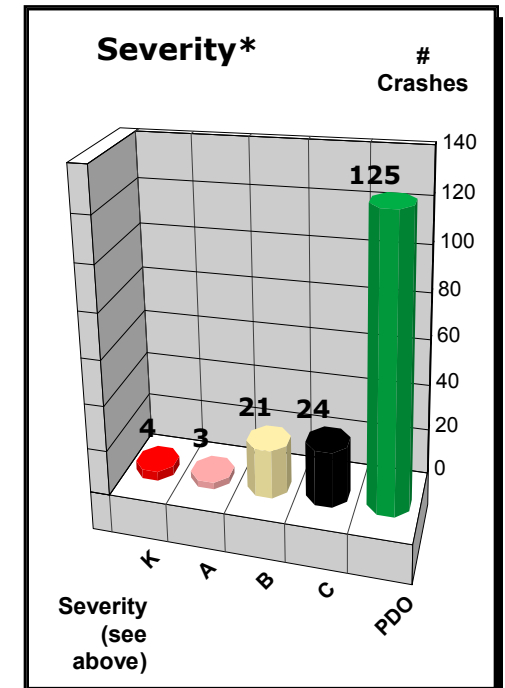


CMV Crashes in North Carolina, 2010
Summary Report of All Crashes by North Carolina State Highway Patrol Troop District
NCSHP Troop:
E
Troop District:
E5
Note: full troop summary (all districts) is located after the last district in the troop.

Total Crashes	Severity* <small>(see Severity chart below)</small>	Fatalities	Injuries	Alcohol Involved	Speed Involved	In Work Zone
179	3 Caused Disabling Injury (A) 21 Caused Obvious Injury (B) 24 Caused Possible Injury (C) 4 Caused Fatality (K) 125 Caused Property Damage Only (PDO)	4 Fatal Crashes 4 Fatalities	48 Injury Crashes 66 Injuries	0 Crashes	2 Crashes	4 Crashes

Weather Conditions	Driver Condition	Road Type	Urban/Rural Area
132 Clear 27 Cloudy 7 Rain 3 Fog, Smog, Smoke 5 Sleet, Hail, Freezing Rain/Drizzle 5 Snow 0 Severe Crosswinds	166 Apparently Normal 0 Fatigue 0 Fell Asleep, Fainted, Loss of Consciousness 0 Illness 3 Impairment Due to Medication, Drugs, Alcohol 1 Medical Condition 0 Other Physical Impairment	60 Interstate 40 US Highway 9 NC State Highway 0 Secondary Road 41 Local Road 29 Private or Other	54 Urban Crashes 125 Rural Crashes

Crash Type		
14 Angle 3 Animal 11 Backing Up 26 Fixed Object 1 Head On 2 Jackknife 9 Left Turn, Diff. Road 4 Left Turn, Same Road 3 Right Turn, Diff. Road 5 Right Turn, Same Road	30 Rear End, Slow/Stop 3 Rear End, Turning 8 Rollover 0 Run Off Road, Left 4 Run Off Road, Right 0 Run Off Road, Straight 3 Parked Vehicle 0 Pedalcyclist 1 Pedestrian 8 Movable Object	33 Sideswipe, Same Direction 5 Sideswipe, Opposite Direction 0 Railroad, Engine/Train 4 Other Collision 1 Other Non-Collision 1 Unknown

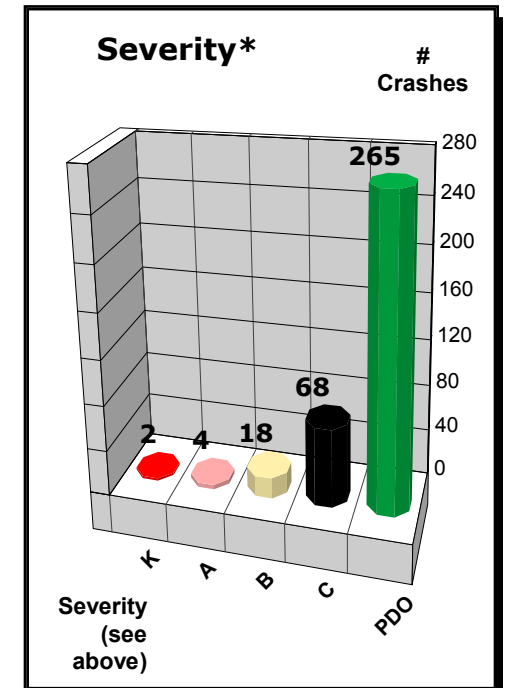


CMV Crashes in North Carolina, 2010
Summary Report of All Crashes by North Carolina State Highway Patrol Troop District
NCSHP Troop:
E
Troop District:
E5
Note: full troop summary (all districts) is located after the last district in the troop.

Total Crashes	Severity* <small>(see Severity chart below)</small>	Fatalities	Injuries	Alcohol Involved	Speed Involved	In Work Zone
362	4 Caused Disabling Injury (A) 18 Caused Obvious Injury (B) 68 Caused Possible Injury (C) 2 Caused Fatality (K) 265 Caused Property Damage Only (PDO)	2 Fatal Crashes 2 Fatalities	91 Injury Crashes 130 Injuries	0 Crashes	2 Crashes	3 Crashes

Weather Conditions	Driver Condition	Road Type	Urban/Rural Area
260 Clear 63 Cloudy 23 Rain 1 Fog, Smog, Smoke 11 Sleet, Hail, Freezing Rain/Drizzle 4 Snow 0 Severe Crosswinds	331 Apparently Normal 1 Fatigue 1 Fell Asleep, Fainted, Loss of Consciousness 0 Illness 0 Impairment Due to Medication, Drugs, Alcohol 0 Medical Condition 0 Other Physical Impairment	48 Interstate 116 US Highway 15 NC State Highway 0 Secondary Road 162 Local Road 21 Private or Other	302 Urban Crashes 60 Rural Crashes

Crash Type		
45 Angle 3 Animal 18 Backing Up 34 Fixed Object 3 Head On 2 Jackknife 9 Left Turn, Diff. Road 8 Left Turn, Same Road 5 Right Turn, Diff. Road 9 Right Turn, Same Road	93 Rear End, Slow/Stop 1 Rear End, Turning 0 Rollover 11 Run Off Road, Left 16 Run Off Road, Right 2 Run Off Road, Straight 8 Parked Vehicle 0 Pedalcyclist 1 Pedestrian 15 Movable Object	63 Sideswipe, Same Direction 11 Sideswipe, Opposite Direction 0 Railroad, Engine/Train 3 Other Collision 2 Other Non-Collision 0 Unknown

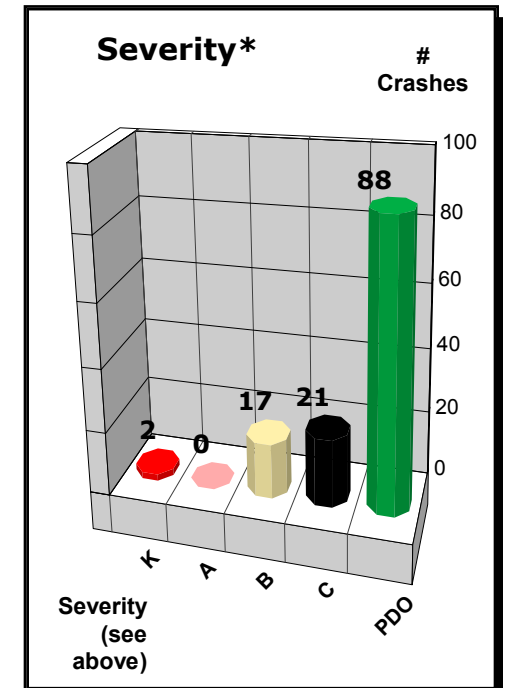


CMV Crashes in North Carolina, 2010
Summary Report of All Crashes by North Carolina State Highway Patrol Troop District
NCSHP Troop:
E
Troop District:
E5
Note: full troop summary (all districts) is located after the last district in the troop.

Total Crashes	Severity* <small>(see Severity chart below)</small>	Fatalities	Injuries	Alcohol Involved	Speed Involved	In Work Zone
129	0 Caused Disabling Injury (A) 17 Caused Obvious Injury (B) 21 Caused Possible Injury (C) 2 Caused Fatality (K) 88 Caused Property Damage Only (PDO)	2 Fatal Crashes 2 Fatalities	38 Injury Crashes 52 Injuries	0 Crashes	1 Crashes	2 Crashes

Weather Conditions	Driver Condition	Road Type	Urban/Rural Area
89 Clear 21 Cloudy 6 Rain 1 Fog, Smog, Smoke 4 Sleet, Hail, Freezing Rain/Drizzle 8 Snow 0 Severe Crosswinds	118 Apparently Normal 0 Fatigue 2 Fell Asleep, Fainted, Loss of Consciousness 0 Illness 0 Impairment Due to Medication, Drugs, Alcohol 0 Medical Condition 0 Other Physical Impairment	47 Interstate 24 US Highway 21 NC State Highway 0 Secondary Road 11 Local Road 26 Private or Other	10 Urban Crashes 119 Rural Crashes

Crash Type		
10 Angle 5 Animal 2 Backing Up 15 Fixed Object 1 Head On 1 Jackknife 3 Left Turn, Diff. Road 1 Left Turn, Same Road 1 Right Turn, Diff. Road 3 Right Turn, Same Road	18 Rear End, Slow/Stop 1 Rear End, Turning 2 Rollover 2 Run Off Road, Left 11 Run Off Road, Right 0 Run Off Road, Straight 1 Parked Vehicle 0 Pedalcyclist 0 Pedestrian 6 Movable Object	22 Sideswipe, Same Direction 11 Sideswipe, Opposite Direction 0 Railroad, Engine/Train 6 Other Collision 7 Other Non-Collision 0 Unknown



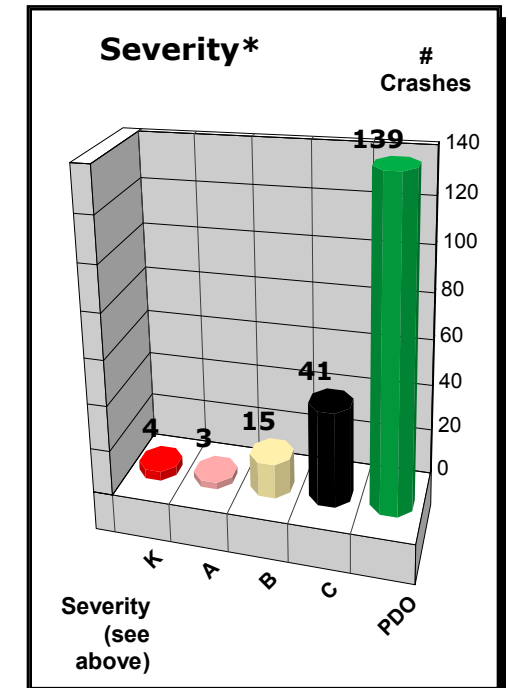
CMV Crashes in North Carolina, 2010

Summary Report of All Crashes by North Carolina State Highway Patrol Troop District
NCSHP Troop:
E
Troop District:
E6
Note: full troop summary (all districts) is located after the last district in the troop.

Total Crashes	Severity* <small>(see Severity chart below)</small>	Fatalities	Injuries	Alcohol Involved	Speed Involved	In Work Zone
203	3 Caused Disabling Injury (A) 15 Caused Obvious Injury (B) 41 Caused Possible Injury (C) 4 Caused Fatality (K) 139 Caused Property Damage Only (PDO)	4 Fatal Crashes 5 Fatalities	60 Injury Crashes 84 Injuries	0 Crashes	2 Crashes	0 Crashes

Weather Conditions	Driver Condition	Road Type	Urban/Rural Area
153 Clear 34 Cloudy 14 Rain 0 Fog, Smog, Smoke 0 Sleet, Hail, Freezing Rain/Drizzle 2 Snow 0 Severe Crosswinds	187 Apparently Normal 0 Fatigue 0 Fell Asleep, Fainted, Loss of Consciousness 0 Illness 0 Impairment Due to Medication, Drugs, Alcohol 1 Medical Condition 0 Other Physical Impairment	82 Interstate 5 US Highway 21 NC State Highway 0 Secondary Road 77 Local Road 18 Private or Other	157 Urban Crashes 46 Rural Crashes

Crash Type		
20 Angle 3 Animal 8 Backing Up 17 Fixed Object 3 Head On 1 Jackknife 7 Left Turn, Diff. Road 7 Left Turn, Same Road 2 Right Turn, Diff. Road 7 Right Turn, Same Road	56 Rear End, Slow/Stop 2 Rear End, Turning 3 Rollover 2 Run Off Road, Left 4 Run Off Road, Right 0 Run Off Road, Straight 2 Parked Vehicle 0 Pedalcyclist 0 Pedestrian 11 Movable Object	36 Sideswipe, Same Direction 4 Sideswipe, Opposite Direction 0 Railroad, Engine/Train 4 Other Collision 3 Other Non-Collision 1 Unknown



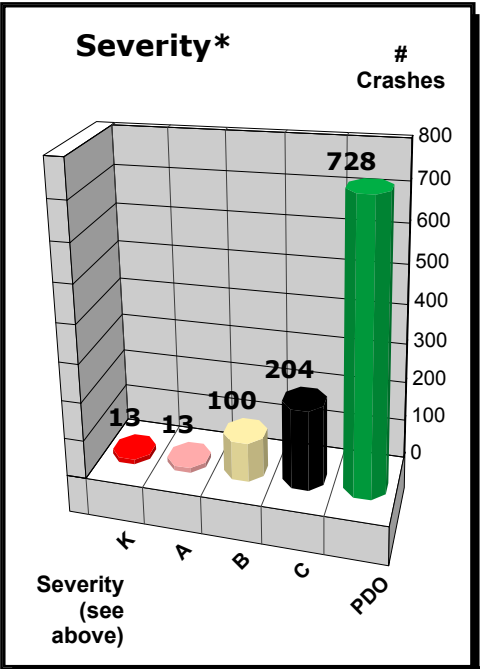
Summary Report of All Crashes by North Carolina State Highway Patrol Troop District

Summary of All Districts, NCSHP Troop: **E**

Total Crashes	Severity* <small>(see Severity chart below)</small>	Fatalities	Injuries	Alcohol Involved	Speed Involved	In Work Zone
1069	13 Caused Disabling Injury (A) 100 Caused Obvious Injury (B) 204 Caused Possible Injury (C) 13 Caused Fatality (K) 728 Caused Property Damage Only (PDO)	13 Fatal Crashes 14 Fatalities	319 Injury Crashes 466 Injuries	0 Crashes	11 Crashes	13 Crashes

Weather Conditions	Driver Condition	Road Type	Urban/Rural Area
771 Clear 170 Cloudy 73 Rain 5 Fog, Smog, Smoke 26 Sleet, Hail, Freezing Rain/Drizzle 23 Snow 0 Severe Crosswinds	983 Apparently Normal 1 Fatigue 3 Fell Asleep, Fainted, Loss of Consciousness 0 Illness 4 Impairment Due to Medication, Drugs, Alcohol 5 Medical Condition 0 Other Physical Impairment	284 Interstate 220 US Highway 103 NC State Highway 0 Secondary Road 335 Local Road 127 Private or Other	590 Urban Crashes 479 Rural Crashes

Crash Type		
119 Angle 21 Animal 46 Backing Up 110 Fixed Object 12 Head On 6 Jackknife 39 Left Turn, Diff. Road 24 Left Turn, Same Road 12 Right Turn, Diff. Road 27 Right Turn, Same Road	229 Rear End, Slow/Stop 10 Rear End, Turning 23 Rollover 19 Run Off Road, Left 40 Run Off Road, Right 2 Run Off Road, Straight 19 Parked Vehicle 0 Pedalcyclist 2 Pedestrian 43 Movable Object	188 Sideswipe, Same Direction 39 Sideswipe, Opp. Direction 0 Railroad, Engine/Train 20 Other Collision 17 Other Non-Collision 2 Unknown

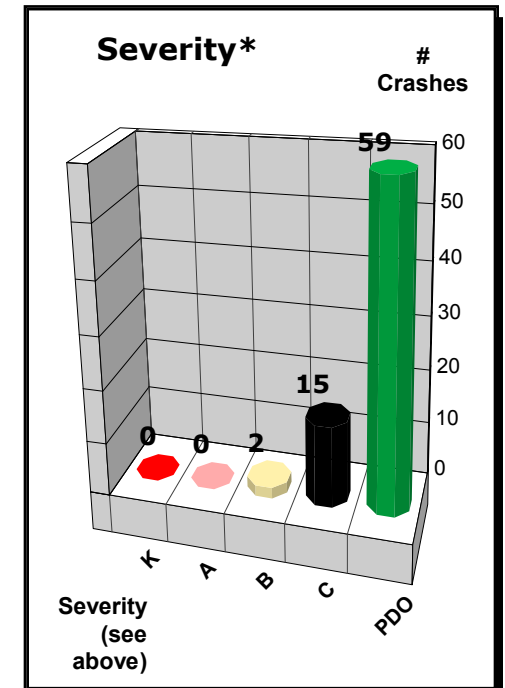


CMV Crashes in North Carolina, 2010
Summary Report of All Crashes by North Carolina State Highway Patrol Troop District
NCSHP Troop:
F
Troop District:
F7
Note: full troop summary (all districts) is located after the last district in the troop.

Total Crashes	Severity* <small>(see Severity chart below)</small>	Fatalities	Injuries	Alcohol Involved	Speed Involved	In Work Zone
76	0 Caused Disabling Injury (A) 2 Caused Obvious Injury (B) 15 Caused Possible Injury (C) 0 Caused Fatality (K) 59 Caused Property Damage Only (PDO)	0 Fatal Crashes 0 Fatalities	17 Injury Crashes 21 Injuries	0 Crashes	1 Crashes	4 Crashes

Weather Conditions	Driver Condition	Road Type	Urban/Rural Area
63 Clear 8 Cloudy 4 Rain 1 Fog, Smog, Smoke 0 Sleet, Hail, Freezing Rain/Drizzle 0 Snow 0 Severe Crosswinds	68 Apparently Normal 0 Fatigue 2 Fell Asleep, Fainted, Loss of Consciousness 0 Illness 0 Impairment Due to Medication, Drugs, Alcohol 0 Medical Condition 0 Other Physical Impairment	27 Interstate 14 US Highway 8 NC State Highway 0 Secondary Road 12 Local Road 15 Private or Other	16 Urban Crashes 60 Rural Crashes

Crash Type		
3 Angle 2 Animal 4 Backing Up 16 Fixed Object 1 Head On 0 Jackknife 2 Left Turn, Diff. Road 3 Left Turn, Same Road 3 Right Turn, Diff. Road 3 Right Turn, Same Road	12 Rear End, Slow/Stop 0 Rear End, Turning 2 Rollover 0 Run Off Road, Left 3 Run Off Road, Right 0 Run Off Road, Straight 0 Parked Vehicle 0 Pedalcyclist 0 Pedestrian 6 Movable Object	10 Sideswipe, Same Direction 2 Sideswipe, Opposite Direction 0 Railroad, Engine/Train 2 Other Collision 2 Other Non-Collision 0 Unknown

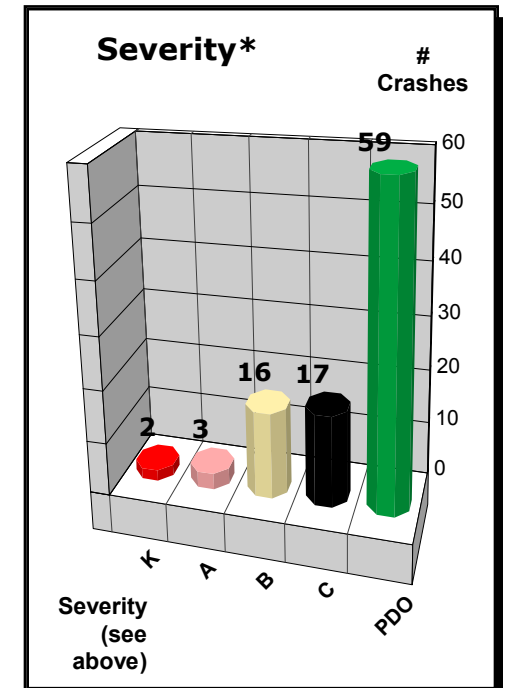


CMV Crashes in North Carolina, 2010
Summary Report of All Crashes by North Carolina State Highway Patrol Troop District
NCSHP Troop:
F
Troop District:
F7
Note: full troop summary (all districts) is located after the last district in the troop.

Total Crashes	Severity* <small>(see Severity chart below)</small>	Fatalities	Injuries	Alcohol Involved	Speed Involved	In Work Zone
97	3 Caused Disabling Injury (A) 16 Caused Obvious Injury (B) 17 Caused Possible Injury (C) 2 Caused Fatality (K) 59 Caused Property Damage Only (PDO)	2 Fatal Crashes 2 Fatalities	36 Injury Crashes 44 Injuries	0 Crashes	2 Crashes	1 Crashes

Weather Conditions	Driver Condition	Road Type	Urban/Rural Area
59 Clear 26 Cloudy 4 Rain 1 Fog, Smog, Smoke 3 Sleet, Hail, Freezing Rain/Drizzle 4 Snow 0 Severe Crosswinds	88 Apparently Normal 0 Fatigue 0 Fell Asleep, Fainted, Loss of Consciousness 0 Illness 0 Impairment Due to Medication, Drugs, Alcohol 1 Medical Condition 0 Other Physical Impairment	0 Interstate 35 US Highway 29 NC State Highway 0 Secondary Road 8 Local Road 25 Private or Other	0 Urban Crashes 97 Rural Crashes

Crash Type		
7 Angle 2 Animal 4 Backing Up 19 Fixed Object 5 Head On 1 Jackknife 3 Left Turn, Diff. Road 4 Left Turn, Same Road 2 Right Turn, Diff. Road 0 Right Turn, Same Road	12 Rear End, Slow/Stop 0 Rear End, Turning 10 Rollover 0 Run Off Road, Left 5 Run Off Road, Right 0 Run Off Road, Straight 4 Parked Vehicle 0 Pedalcyclist 0 Pedestrian 2 Movable Object	6 Sideswipe, Same Direction 10 Sideswipe, Opposite Direction 0 Railroad, Engine/Train 0 Other Collision 1 Other Non-Collision 0 Unknown

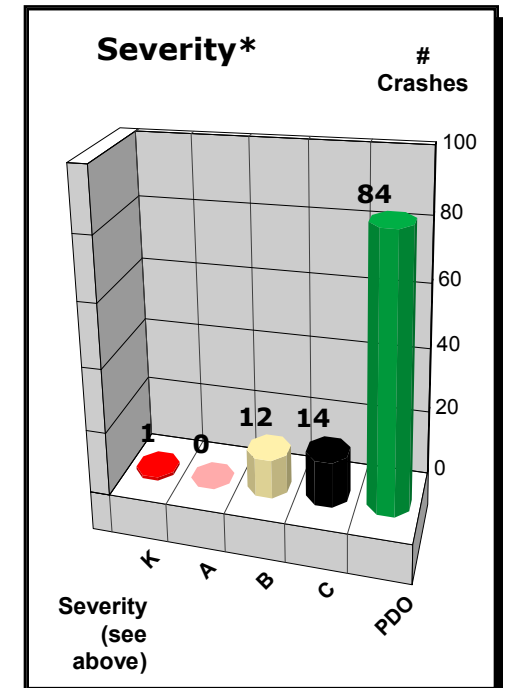


CMV Crashes in North Carolina, 2010
Summary Report of All Crashes by North Carolina State Highway Patrol Troop District
NCSHP Troop:
F
Troop District:
F7
Note: full troop summary (all districts) is located after the last district in the troop.

Total Crashes	Severity* <small>(see Severity chart below)</small>	Fatalities	Injuries	Alcohol Involved	Speed Involved	In Work Zone
114	0 Caused Disabling Injury (A) 12 Caused Obvious Injury (B) 14 Caused Possible Injury (C) 1 Caused Fatality (K) 84 Caused Property Damage Only (PDO)	1 Fatal Crashes 1 Fatalities	26 Injury Crashes 45 Injuries	0 Crashes	0 Crashes	7 Crashes

Weather Conditions	Driver Condition	Road Type	Urban/Rural Area
81 Clear 21 Cloudy 1 Rain 0 Fog, Smog, Smoke 2 Sleet, Hail, Freezing Rain/Drizzle 9 Snow 0 Severe Crosswinds	106 Apparently Normal 0 Fatigue 0 Fell Asleep, Fainted, Loss of Consciousness 0 Illness 1 Impairment Due to Medication, Drugs, Alcohol 0 Medical Condition 0 Other Physical Impairment	0 Interstate 30 US Highway 9 NC State Highway 0 Secondary Road 44 Local Road 31 Private or Other	48 Urban Crashes 66 Rural Crashes

Crash Type		
12 Angle 1 Animal 6 Backing Up 4 Fixed Object 2 Head On 2 Jackknife 7 Left Turn, Diff. Road 6 Left Turn, Same Road 1 Right Turn, Diff. Road 3 Right Turn, Same Road	22 Rear End, Slow/Stop 0 Rear End, Turning 4 Rollover 0 Run Off Road, Left 3 Run Off Road, Right 1 Run Off Road, Straight 5 Parked Vehicle 0 Pedalcyclist 2 Pedestrian 2 Movable Object	17 Sideswipe, Same Direction 9 Sideswipe, Opposite Direction 0 Railroad, Engine/Train 4 Other Collision 1 Other Non-Collision 0 Unknown



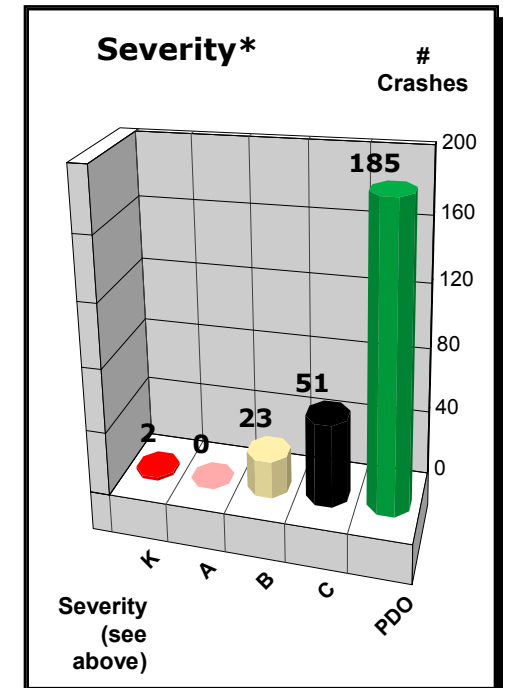
CMV Crashes in North Carolina, 2010

Summary Report of All Crashes by North Carolina State Highway Patrol Troop District
NCSHP Troop:
F
Troop District:
F7
Note: full troop summary (all districts) is located after the last district in the troop.

Total Crashes	Severity* <small>(see Severity chart below)</small>	Fatalities	Injuries	Alcohol Involved	Speed Involved	In Work Zone
262	0 Caused Disabling Injury (A) 23 Caused Obvious Injury (B) 51 Caused Possible Injury (C) 2 Caused Fatality (K) 185 Caused Property Damage Only (PDO)	2 Fatal Crashes 2 Fatalities	75 Injury Crashes 108 Injuries	0 Crashes	1 Crashes	17 Crashes

Weather Conditions	Driver Condition	Road Type	Urban/Rural Area
193 Clear 39 Cloudy 23 Rain 0 Fog, Smog, Smoke 3 Sleet, Hail, Freezing Rain/Drizzle 4 Snow 0 Severe Crosswinds	235 Apparently Normal 1 Fatigue 1 Fell Asleep, Fainted, Loss of Consciousness 0 Illness 0 Impairment Due to Medication, Drugs, Alcohol 0 Medical Condition 0 Other Physical Impairment	125 Interstate 26 US Highway 31 NC State Highway 0 Secondary Road 49 Local Road 31 Private or Other	101 Urban Crashes 161 Rural Crashes

Crash Type		
16 Angle 1 Animal 9 Backing Up 41 Fixed Object 4 Head On 2 Jackknife 12 Left Turn, Diff. Road 7 Left Turn, Same Road 3 Right Turn, Diff. Road 5 Right Turn, Same Road	43 Rear End, Slow/Stop 2 Rear End, Turning 7 Rollover 4 Run Off Road, Left 8 Run Off Road, Right 0 Run Off Road, Straight 12 Parked Vehicle 0 Pedalcyclist 0 Pedestrian 13 Movable Object	50 Sideswipe, Same Direction 10 Sideswipe, Opposite Direction 0 Railroad, Engine/Train 4 Other Collision 9 Other Non-Collision 0 Unknown

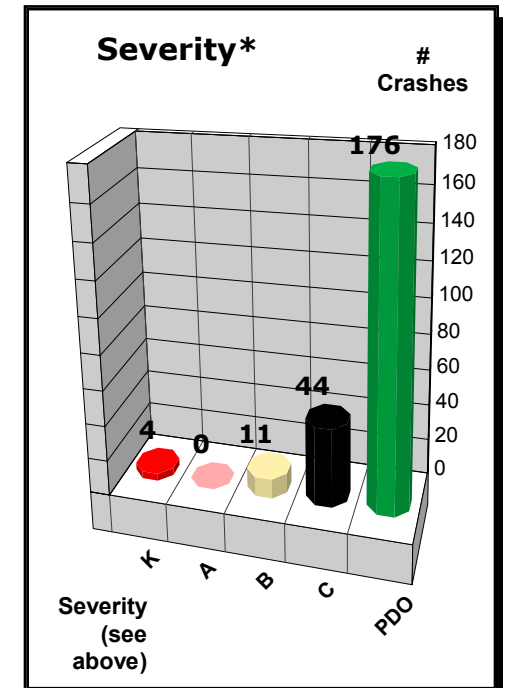


CMV Crashes in North Carolina, 2010
Summary Report of All Crashes by North Carolina State Highway Patrol Troop District
NCSHP Troop:
F
Troop District:
F7
Note: full troop summary (all districts) is located after the last district in the troop.

Total Crashes	Severity* <small>(see Severity chart below)</small>	Fatalities	Injuries	Alcohol Involved	Speed Involved	In Work Zone
237	0 Caused Disabling Injury (A) 11 Caused Obvious Injury (B) 44 Caused Possible Injury (C) 4 Caused Fatality (K) 176 Caused Property Damage Only (PDO)	4 Fatal Crashes 5 Fatalities	57 Injury Crashes 81 Injuries	0 Crashes	1 Crashes	4 Crashes

Weather Conditions	Driver Condition	Road Type	Urban/Rural Area
174 Clear 37 Cloudy 17 Rain 1 Fog, Smog, Smoke 1 Sleet, Hail, Freezing Rain/Drizzle 6 Snow 0 Severe Crosswinds	212 Apparently Normal 1 Fatigue 1 Fell Asleep, Fainted, Loss of Consciousness 0 Illness 1 Impairment Due to Medication, Drugs, Alcohol 1 Medical Condition 0 Other Physical Impairment	44 Interstate 37 US Highway 39 NC State Highway 0 Secondary Road 86 Local Road 31 Private or Other	129 Urban Crashes 108 Rural Crashes

Crash Type		
27 Angle 1 Animal 13 Backing Up 18 Fixed Object 4 Head On 0 Jackknife 13 Left Turn, Diff. Road 9 Left Turn, Same Road 3 Right Turn, Diff. Road 4 Right Turn, Same Road	53 Rear End, Slow/Stop 2 Rear End, Turning 6 Rollover 2 Run Off Road, Left 9 Run Off Road, Right 1 Run Off Road, Straight 1 Parked Vehicle 0 Pedalcyclist 2 Pedestrian 8 Movable Object	41 Sideswipe, Same Direction 11 Sideswipe, Opposite Direction 0 Railroad, Engine/Train 4 Other Collision 4 Other Non-Collision 1 Unknown



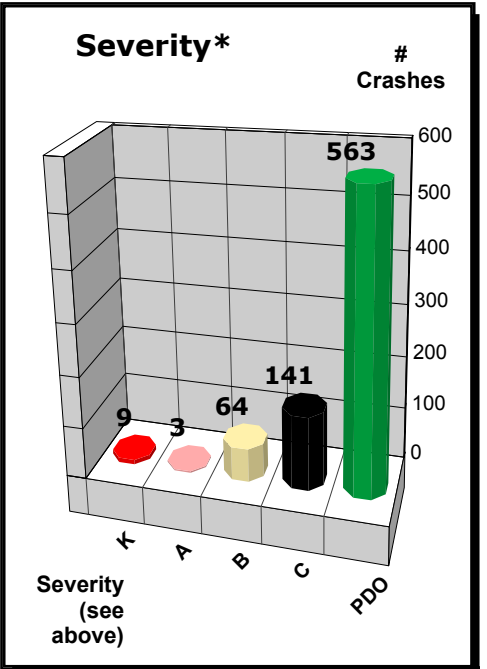
Summary Report of All Crashes by North Carolina State Highway Patrol Troop District

Summary of All Districts, NCSHP Troop: F

Total Crashes	Severity* <small>(see Severity chart below)</small>	Fatalities	Injuries	Alcohol Involved	Speed Involved	In Work Zone
786	3 Caused Disabling Injury (A) 64 Caused Obvious Injury (B) 141 Caused Possible Injury (C) 9 Caused Fatality (K) 563 Caused Property Damage Only (PDO)	9 Fatal Crashes 10 Fatalities	211 Injury Crashes 299 Injuries	0 Crashes	5 Crashes	33 Crashes

Weather Conditions	Driver Condition	Road Type	Urban/Rural Area
570 Clear 131 Cloudy 49 Rain 3 Fog, Smog, Smoke 9 Sleet, Hail, Freezing Rain/Drizzle 23 Snow 0 Severe Crosswinds	709 Apparently Normal 2 Fatigue 4 Fell Asleep, Fainted, Loss of Consciousness 0 Illness 2 Impairment Due to Medication, Drugs, Alcohol 2 Medical Condition 0 Other Physical Impairment	196 Interstate 142 US Highway 116 NC State Highway 0 Secondary Road 199 Local Road 133 Private or Other	294 Urban Crashes 492 Rural Crashes

Crash Type		
65 Angle 7 Animal 36 Backing Up 98 Fixed Object 16 Head On 5 Jackknife 37 Left Turn, Diff. Road 29 Left Turn, Same Road 12 Right Turn, Diff. Road 15 Right Turn, Same Road	142 Rear End, Slow/Stop 4 Rear End, Turning 29 Rollover 6 Run Off Road, Left 28 Run Off Road, Right 2 Run Off Road, Straight 22 Parked Vehicle 0 Pedalcyclist 4 Pedestrian 31 Movable Object	124 Sideswipe, Same Direction 42 Sideswipe, Opp. Direction 0 Railroad, Engine/Train 14 Other Collision 17 Other Non-Collision 1 Unknown

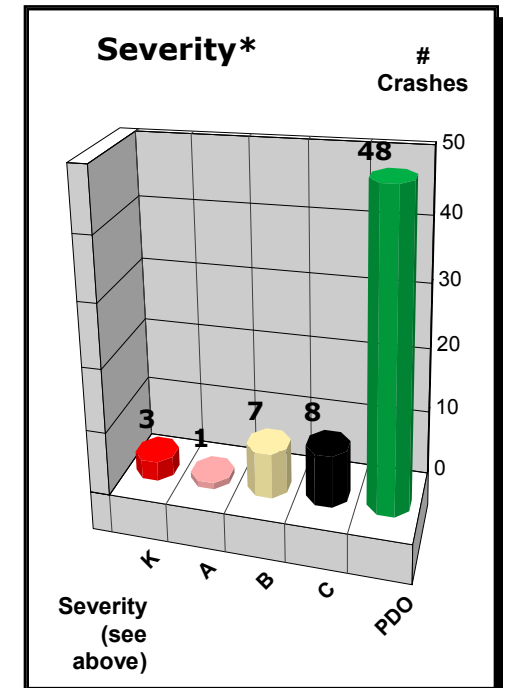


CMV Crashes in North Carolina, 2010
Summary Report of All Crashes by North Carolina State Highway Patrol Troop District
NCSHP Troop:
G
Troop District:
G8
Note: full troop summary (all districts) is located after the last district in the troop.

Total Crashes	Severity* (see Severity chart below)	Fatalities	Injuries	Alcohol Involved	Speed Involved	In Work Zone
68	1 Caused Disabling Injury (A) 7 Caused Obvious Injury (B) 8 Caused Possible Injury (C) 3 Caused Fatality (K) 48 Caused Property Damage Only (PDO)	3 Fatal Crashes 3 Fatalities	18 Injury Crashes 21 Injuries	0 Crashes	0 Crashes	4 Crashes

Weather Conditions	Driver Condition	Road Type	Urban/Rural Area
38 Clear 14 Cloudy 4 Rain 0 Fog, Smog, Smoke 0 Sleet, Hail, Freezing Rain/Drizzle 12 Snow 0 Severe Crosswinds	60 Apparently Normal 0 Fatigue 0 Fell Asleep, Fainted, Loss of Consciousness 0 Illness 0 Impairment Due to Medication, Drugs, Alcohol 0 Medical Condition 0 Other Physical Impairment	6 Interstate 15 US Highway 27 NC State Highway 0 Secondary Road 8 Local Road 11 Private or Other	0 Urban Crashes 68 Rural Crashes

Crash Type		
6 Angle 0 Animal 3 Backing Up 9 Fixed Object 3 Head On 1 Jackknife 4 Left Turn, Diff. Road 0 Left Turn, Same Road 1 Right Turn, Diff. Road 0 Right Turn, Same Road	6 Rear End, Slow/Stop 1 Rear End, Turning 3 Rollover 0 Run Off Road, Left 3 Run Off Road, Right 0 Run Off Road, Straight 5 Parked Vehicle 0 Pedalcyclist 0 Pedestrian 1 Movable Object	5 Sideswipe, Same Direction 10 Sideswipe, Opposite Direction 0 Railroad, Engine/Train 6 Other Collision 1 Other Non-Collision 0 Unknown

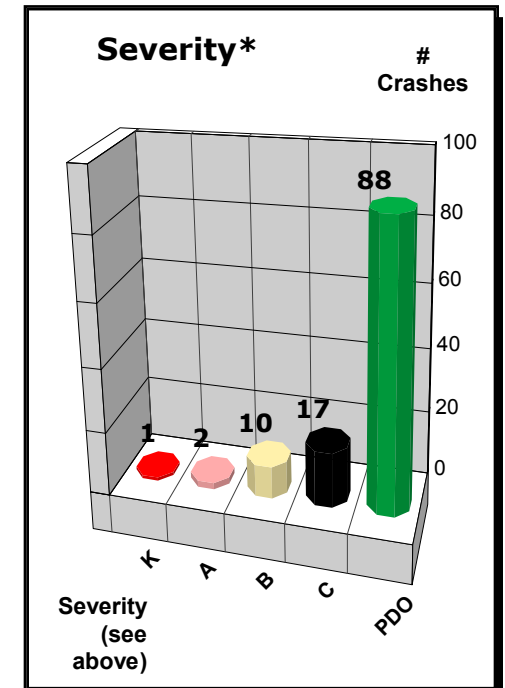


CMV Crashes in North Carolina, 2010
Summary Report of All Crashes by North Carolina State Highway Patrol Troop District
NCSHP Troop:
G
Troop District:
G8
Note: full troop summary (all districts) is located after the last district in the troop.

Total Crashes	Severity* <small>(see Severity chart below)</small>	Fatalities	Injuries	Alcohol Involved	Speed Involved	In Work Zone
121	2 Caused Disabling Injury (A) 10 Caused Obvious Injury (B) 17 Caused Possible Injury (C) 1 Caused Fatality (K) 88 Caused Property Damage Only (PDO)	1 Fatal Crashes 1 Fatalities	29 Injury Crashes 37 Injuries	0 Crashes	1 Crashes	0 Crashes

Weather Conditions	Driver Condition	Road Type	Urban/Rural Area
85 Clear 23 Cloudy 5 Rain 0 Fog, Smog, Smoke 0 Sleet, Hail, Freezing Rain/Drizzle 7 Snow 0 Severe Crosswinds	114 Apparently Normal 0 Fatigue 0 Fell Asleep, Fainted, Loss of Consciousness 0 Illness 0 Impairment Due to Medication, Drugs, Alcohol 1 Medical Condition 0 Other Physical Impairment	34 Interstate 29 US Highway 7 NC State Highway 0 Secondary Road 28 Local Road 23 Private or Other	21 Urban Crashes 100 Rural Crashes

Crash Type		
13 Angle 3 Animal 3 Backing Up 27 Fixed Object 1 Head On 2 Jackknife 2 Left Turn, Diff. Road 1 Left Turn, Same Road 1 Right Turn, Diff. Road 4 Right Turn, Same Road	19 Rear End, Slow/Stop 2 Rear End, Turning 5 Rollover 2 Run Off Road, Left 4 Run Off Road, Right 0 Run Off Road, Straight 5 Parked Vehicle 0 Pedalcyclist 0 Pedestrian 3 Movable Object	16 Sideswipe, Same Direction 5 Sideswipe, Opposite Direction 0 Railroad, Engine/Train 1 Other Collision 1 Other Non-Collision 1 Unknown

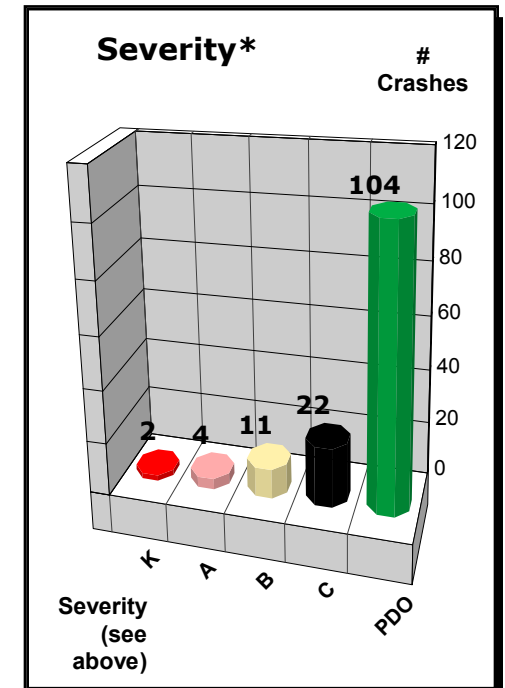


CMV Crashes in North Carolina, 2010
Summary Report of All Crashes by North Carolina State Highway Patrol Troop District
NCSHP Troop:
G
Troop District:
G8
Note: full troop summary (all districts) is located after the last district in the troop.

Total Crashes	Severity* <small>(see Severity chart below)</small>	Fatalities	Injuries	Alcohol Involved	Speed Involved	In Work Zone
146	4 Caused Disabling Injury (A) 11 Caused Obvious Injury (B) 22 Caused Possible Injury (C) 2 Caused Fatality (K) 104 Caused Property Damage Only (PDO)	2 Fatal Crashes 6 Fatalities	39 Injury Crashes 63 Injuries	0 Crashes	1 Crashes	10 Crashes

Weather Conditions	Driver Condition	Road Type	Urban/Rural Area
108 Clear 20 Cloudy 11 Rain 2 Fog, Smog, Smoke 0 Sleet, Hail, Freezing Rain/Drizzle 5 Snow 0 Severe Crosswinds	138 Apparently Normal 0 Fatigue 1 Fell Asleep, Fainted, Loss of Consciousness 0 Illness 1 Impairment Due to Medication, Drugs, Alcohol 0 Medical Condition 0 Other Physical Impairment	67 Interstate 22 US Highway 9 NC State Highway 0 Secondary Road 25 Local Road 23 Private or Other	29 Urban Crashes 117 Rural Crashes

Crash Type		
12 Angle 1 Animal 5 Backing Up 10 Fixed Object 1 Head On 0 Jackknife 4 Left Turn, Diff. Road 3 Left Turn, Same Road 3 Right Turn, Diff. Road 0 Right Turn, Same Road	32 Rear End, Slow/Stop 3 Rear End, Turning 9 Rollover 3 Run Off Road, Left 7 Run Off Road, Right 0 Run Off Road, Straight 2 Parked Vehicle 0 Pedalcyclist 1 Pedestrian 8 Movable Object	27 Sideswipe, Same Direction 9 Sideswipe, Opposite Direction 0 Railroad, Engine/Train 3 Other Collision 3 Other Non-Collision 0 Unknown

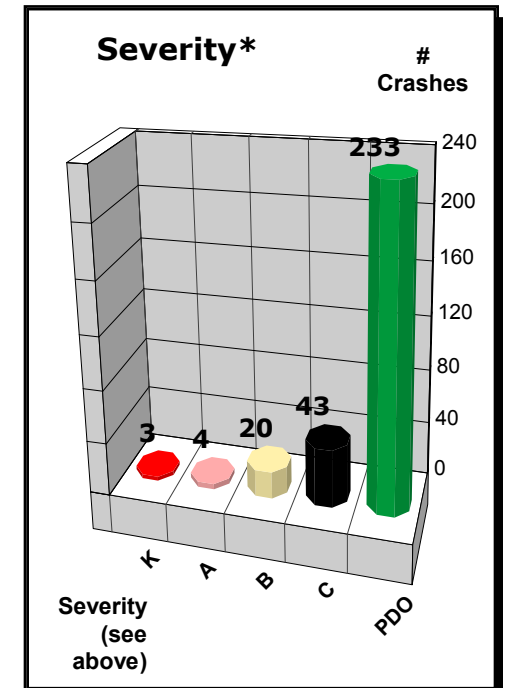


CMV Crashes in North Carolina, 2010
Summary Report of All Crashes by North Carolina State Highway Patrol Troop District
NCSHP Troop:
G
Troop District:
G8
Note: full troop summary (all districts) is located after the last district in the troop.

Total Crashes	Severity* <small>(see Severity chart below)</small>	Fatalities	Injuries	Alcohol Involved	Speed Involved	In Work Zone
308	4 Caused Disabling Injury (A) 20 Caused Obvious Injury (B) 43 Caused Possible Injury (C) 3 Caused Fatality (K) 233 Caused Property Damage Only (PDO)	3 Fatal Crashes 3 Fatalities	68 Injury Crashes 98 Injuries	0 Crashes	2 Crashes	12 Crashes

Weather Conditions	Driver Condition	Road Type	Urban/Rural Area
211 Clear 59 Cloudy 22 Rain 3 Fog, Smog, Smoke 0 Sleet, Hail, Freezing Rain/Drizzle 12 Snow 0 Severe Crosswinds	293 Apparently Normal 0 Fatigue 0 Fell Asleep, Fainted, Loss of Consciousness 0 Illness 0 Impairment Due to Medication, Drugs, Alcohol 0 Medical Condition 0 Other Physical Impairment	94 Interstate 80 US Highway 25 NC State Highway 1 Secondary Road 71 Local Road 37 Private or Other	171 Urban Crashes 137 Rural Crashes

Crash Type		
39 Angle 1 Animal 13 Backing Up 22 Fixed Object 1 Head On 0 Jackknife 10 Left Turn, Diff. Road 6 Left Turn, Same Road 4 Right Turn, Diff. Road 3 Right Turn, Same Road	75 Rear End, Slow/Stop 3 Rear End, Turning 8 Rollover 6 Run Off Road, Left 10 Run Off Road, Right 1 Run Off Road, Straight 4 Parked Vehicle 0 Pedalcyclist 1 Pedestrian 7 Movable Object	63 Sideswipe, Same Direction 16 Sideswipe, Opposite Direction 1 Railroad, Engine/Train 10 Other Collision 4 Other Non-Collision 0 Unknown

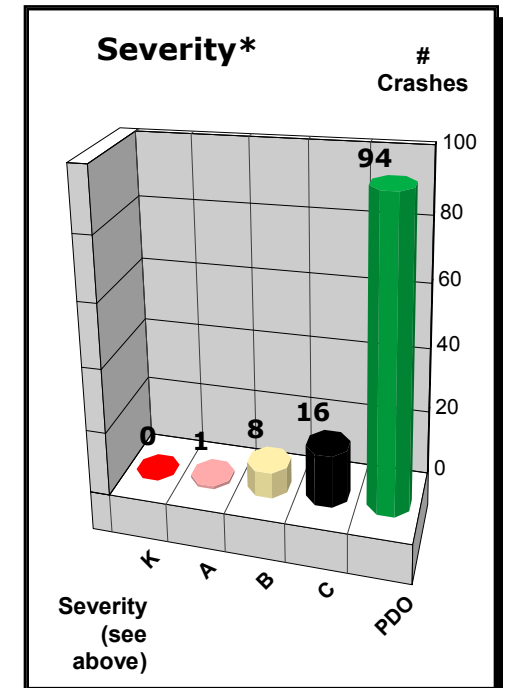


CMV Crashes in North Carolina, 2010
Summary Report of All Crashes by North Carolina State Highway Patrol Troop District
NCSHP Troop:
G
Troop District:
G8
Note: full troop summary (all districts) is located after the last district in the troop.

Total Crashes	Severity* <small>(see Severity chart below)</small>	Fatalities	Injuries	Alcohol Involved	Speed Involved	In Work Zone
119	1 Caused Disabling Injury (A) 8 Caused Obvious Injury (B) 16 Caused Possible Injury (C) 0 Caused Fatality (K) 94 Caused Property Damage Only (PDO)	0 Fatal Crashes 0 Fatalities	25 Injury Crashes 43 Injuries	0 Crashes	2 Crashes	1 Crashes

Weather Conditions	Driver Condition	Road Type	Urban/Rural Area
69 Clear 29 Cloudy 9 Rain 0 Fog, Smog, Smoke 5 Sleet, Hail, Freezing Rain/Drizzle 7 Snow 0 Severe Crosswinds	111 Apparently Normal 2 Fatigue 0 Fell Asleep, Fainted, Loss of Consciousness 0 Illness 1 Impairment Due to Medication, Drugs, Alcohol 0 Medical Condition 0 Other Physical Impairment	41 Interstate 28 US Highway 13 NC State Highway 0 Secondary Road 30 Local Road 7 Private or Other	12 Urban Crashes 107 Rural Crashes

Crash Type		
3 Angle 0 Animal 2 Backing Up 27 Fixed Object 1 Head On 2 Jackknife 1 Left Turn, Diff. Road 5 Left Turn, Same Road 0 Right Turn, Diff. Road 3 Right Turn, Same Road	16 Rear End, Slow/Stop 1 Rear End, Turning 9 Rollover 1 Run Off Road, Left 3 Run Off Road, Right 0 Run Off Road, Straight 1 Parked Vehicle 0 Pedalcyclist 0 Pedestrian 7 Movable Object	23 Sideswipe, Same Direction 7 Sideswipe, Opposite Direction 0 Railroad, Engine/Train 4 Other Collision 3 Other Non-Collision 0 Unknown

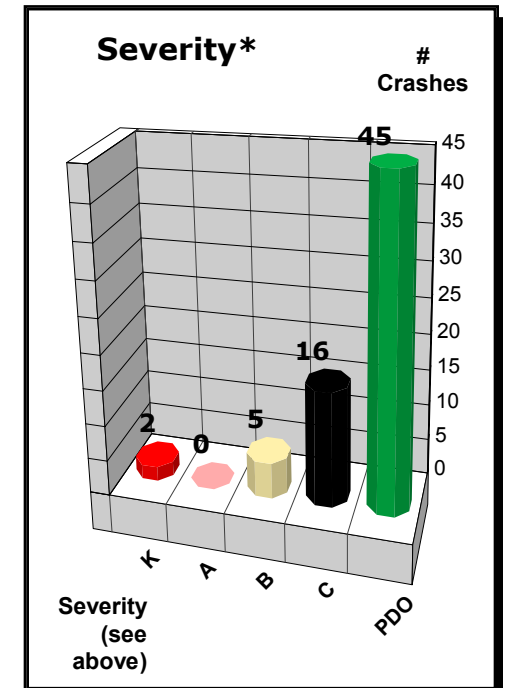


CMV Crashes in North Carolina, 2010
Summary Report of All Crashes by North Carolina State Highway Patrol Troop District
NCSHP Troop:
G
Troop District:
G8
Note: full troop summary (all districts) is located after the last district in the troop.

Total Crashes	Severity* <small>(see Severity chart below)</small>	Fatalities	Injuries	Alcohol Involved	Speed Involved	In Work Zone
69	0 Caused Disabling Injury (A) 5 Caused Obvious Injury (B) 16 Caused Possible Injury (C) 2 Caused Fatality (K) 45 Caused Property Damage Only (PDO)	2 Fatal Crashes 3 Fatalities	22 Injury Crashes 28 Injuries	0 Crashes	0 Crashes	2 Crashes

Weather Conditions	Driver Condition	Road Type	Urban/Rural Area
41 Clear 15 Cloudy 6 Rain 1 Fog, Smog, Smoke 1 Sleet, Hail, Freezing Rain/Drizzle 4 Snow 0 Severe Crosswinds	59 Apparently Normal 0 Fatigue 1 Fell Asleep, Fainted, Loss of Consciousness 0 Illness 2 Impairment Due to Medication, Drugs, Alcohol 0 Medical Condition 0 Other Physical Impairment	0 Interstate 44 US Highway 4 NC State Highway 0 Secondary Road 11 Local Road 10 Private or Other	0 Urban Crashes 69 Rural Crashes

Crash Type		
3 Angle 1 Animal 4 Backing Up 14 Fixed Object 4 Head On 1 Jackknife 1 Left Turn, Diff. Road 1 Left Turn, Same Road 1 Right Turn, Diff. Road 0 Right Turn, Same Road	6 Rear End, Slow/Stop 2 Rear End, Turning 6 Rollover 0 Run Off Road, Left 2 Run Off Road, Right 0 Run Off Road, Straight 2 Parked Vehicle 0 Pedalcyclist 0 Pedestrian 2 Movable Object	6 Sideswipe, Same Direction 10 Sideswipe, Opposite Direction 0 Railroad, Engine/Train 2 Other Collision 1 Other Non-Collision 0 Unknown



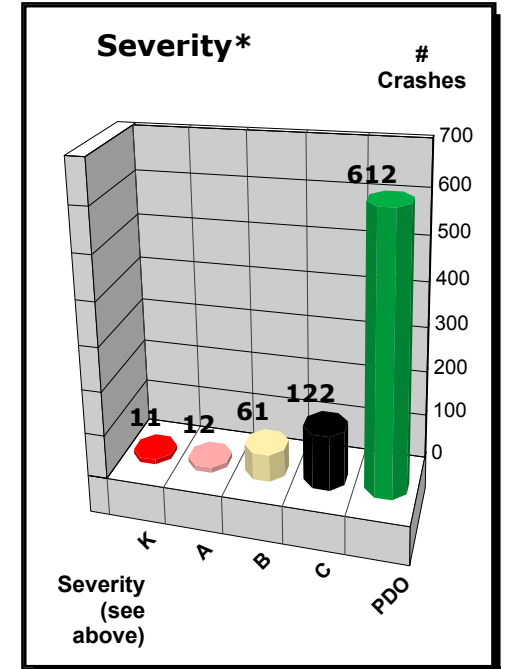
Summary Report of All Crashes by North Carolina State Highway Patrol Troop District

Summary of All Districts, NCSHP Troop: G

Total Crashes	Severity* <small>(see Severity chart below)</small>	Fatalities	Injuries	Alcohol Involved	Speed Involved	In Work Zone
831	12 Caused Disabling Injury (A) 61 Caused Obvious Injury (B) 122 Caused Possible Injury (C) 11 Caused Fatality (K) 612 Caused Property Damage Only (PDO)	11 Fatal Crashes 16 Fatalities	201 Injury Crashes 290 Injuries	0 Crashes	6 Crashes	29 Crashes

Weather Conditions	Driver Condition	Road Type	Urban/Rural Area
552 Clear 160 Cloudy 57 Rain 6 Fog, Smog, Smoke 6 Sleet, Hail, Freezing Rain/Drizzle 47 Snow 0 Severe Crosswinds	775 Apparently Normal 2 Fatigue 2 Fell Asleep, Fainted, Loss of Consciousness 0 Illness 4 Impairment Due to Medication, Drugs, Alcohol 1 Medical Condition 0 Other Physical Impairment	242 Interstate 218 US Highway 85 NC State Highway 1 Secondary Road 173 Local Road 111 Private or Other	233 Urban Crashes 598 Rural Crashes

Crash Type		
76 Angle 6 Animal 30 Backing Up 109 Fixed Object 11 Head On 6 Jackknife 22 Left Turn, Diff. Road 16 Left Turn, Same Road 10 Right Turn, Diff. Road 10 Right Turn, Same Road	154 Rear End, Slow/Stop 12 Rear End, Turning 40 Rollover 12 Run Off Road, Left 29 Run Off Road, Right 1 Run Off Road, Straight 19 Parked Vehicle 0 Pedalcyclist 2 Pedestrian 28 Movable Object	140 Sideswipe, Same Direction 57 Sideswipe, Opp. Direction 1 Railroad, Engine/Train 26 Other Collision 13 Other Non-Collision 1 Unknown

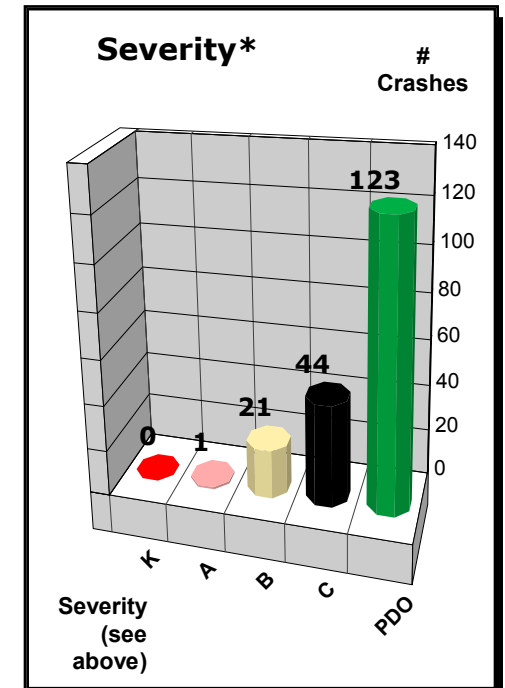


CMV Crashes in North Carolina, 2010
Summary Report of All Crashes by North Carolina State Highway Patrol Troop District
NCSHP Troop:
H
Troop District:
H7
Note: full troop summary (all districts) is located after the last district in the troop.

Total Crashes	Severity* <small>(see Severity chart below)</small>	Fatalities	Injuries	Alcohol Involved	Speed Involved	In Work Zone
189	1 Caused Disabling Injury (A) 21 Caused Obvious Injury (B) 44 Caused Possible Injury (C) 0 Caused Fatality (K) 123 Caused Property Damage Only (PDO)	0 Fatal Crashes 0 Fatalities	66 Injury Crashes 110 Injuries	0 Crashes	0 Crashes	2 Crashes

Weather Conditions	Driver Condition	Road Type	Urban/Rural Area
143 Clear 23 Cloudy 20 Rain 0 Fog, Smog, Smoke 3 Sleet, Hail, Freezing Rain/Drizzle 0 Snow 0 Severe Crosswinds	182 Apparently Normal 0 Fatigue 0 Fell Asleep, Fainted, Loss of Consciousness 0 Illness 1 Impairment Due to Medication, Drugs, Alcohol 1 Medical Condition 0 Other Physical Impairment	63 Interstate 9 US Highway 11 NC State Highway 0 Secondary Road 94 Local Road 12 Private or Other	142 Urban Crashes 47 Rural Crashes

Crash Type		
21 Angle 0 Animal 4 Backing Up 9 Fixed Object 2 Head On 3 Jackknife 6 Left Turn, Diff. Road 10 Left Turn, Same Road 4 Right Turn, Diff. Road 5 Right Turn, Same Road	40 Rear End, Slow/Stop 1 Rear End, Turning 4 Rollover 1 Run Off Road, Left 3 Run Off Road, Right 0 Run Off Road, Straight 6 Parked Vehicle 0 Pedalcyclist 1 Pedestrian 6 Movable Object	54 Sideswipe, Same Direction 4 Sideswipe, Opposite Direction 0 Railroad, Engine/Train 0 Other Collision 5 Other Non-Collision 0 Unknown

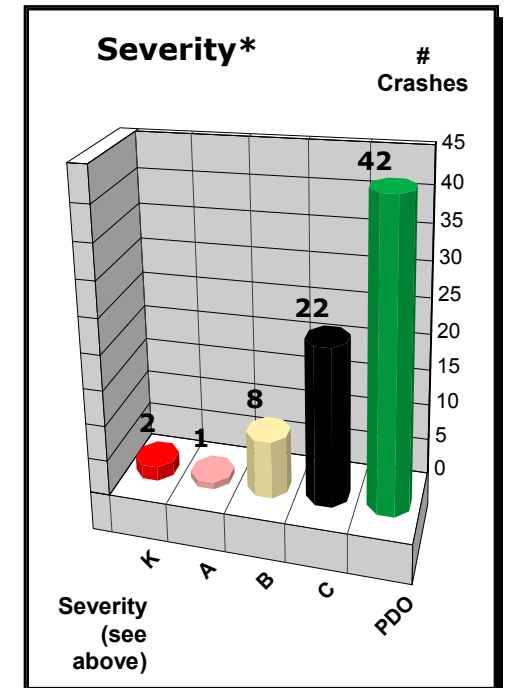


CMV Crashes in North Carolina, 2010
Summary Report of All Crashes by North Carolina State Highway Patrol Troop District
NCSHP Troop:
H
Troop District:
H6
Note: full troop summary (all districts) is located after the last district in the troop.

Total Crashes	Severity* <small>(see Severity chart below)</small>	Fatalities	Injuries	Alcohol Involved	Speed Involved	In Work Zone
76	1 Caused Disabling Injury (A) 8 Caused Obvious Injury (B) 22 Caused Possible Injury (C) 2 Caused Fatality (K) 42 Caused Property Damage Only (PDO)	2 Fatal Crashes 2 Fatalities	32 Injury Crashes 54 Injuries	0 Crashes	0 Crashes	3 Crashes

Weather Conditions	Driver Condition	Road Type	Urban/Rural Area
61 Clear 11 Cloudy 3 Rain 0 Fog, Smog, Smoke 1 Sleet, Hail, Freezing Rain/Drizzle 0 Snow 0 Severe Crosswinds	71 Apparently Normal 0 Fatigue 1 Fell Asleep, Fainted, Loss of Consciousness 0 Illness 0 Impairment Due to Medication, Drugs, Alcohol 0 Medical Condition 0 Other Physical Impairment	0 Interstate 52 US Highway 6 NC State Highway 0 Secondary Road 3 Local Road 15 Private or Other	13 Urban Crashes 63 Rural Crashes

Crash Type		
9 Angle 0 Animal 3 Backing Up 14 Fixed Object 2 Head On 0 Jackknife 2 Left Turn, Diff. Road 1 Left Turn, Same Road 2 Right Turn, Diff. Road 1 Right Turn, Same Road	13 Rear End, Slow/Stop 1 Rear End, Turning 6 Rollover 0 Run Off Road, Left 3 Run Off Road, Right 0 Run Off Road, Straight 0 Parked Vehicle 0 Pedalcyclist 0 Pedestrian 3 Movable Object	9 Sideswipe, Same Direction 3 Sideswipe, Opposite Direction 0 Railroad, Engine/Train 1 Other Collision 3 Other Non-Collision 0 Unknown

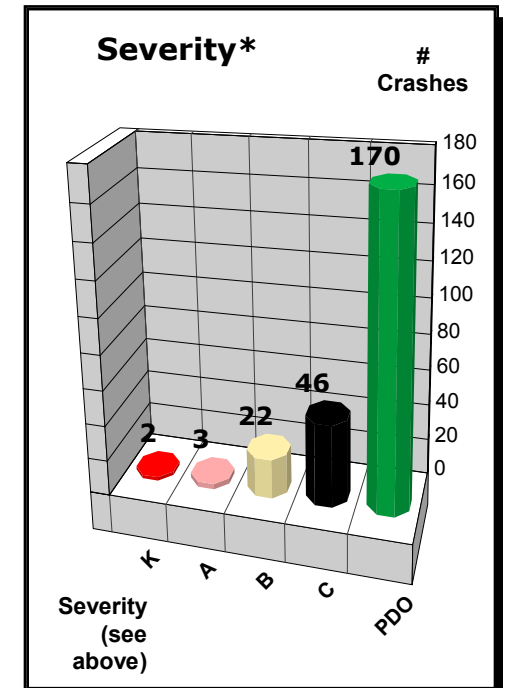


CMV Crashes in North Carolina, 2010
Summary Report of All Crashes by North Carolina State Highway Patrol Troop District
NCSHP Troop:
H
Troop District:
H6
Note: full troop summary (all districts) is located after the last district in the troop.

Total Crashes	Severity* <small>(see Severity chart below)</small>	Fatalities	Injuries	Alcohol Involved	Speed Involved	In Work Zone
244	3 Caused Disabling Injury (A) 22 Caused Obvious Injury (B) 46 Caused Possible Injury (C) 2 Caused Fatality (K) 170 Caused Property Damage Only (PDO)	2 Fatal Crashes 3 Fatalities	73 Injury Crashes 96 Injuries	0 Crashes	2 Crashes	6 Crashes

Weather Conditions	Driver Condition	Road Type	Urban/Rural Area
183 Clear 48 Cloudy 11 Rain 0 Fog, Smog, Smoke 2 Sleet, Hail, Freezing Rain/Drizzle 0 Snow 0 Severe Crosswinds	233 Apparently Normal 0 Fatigue 0 Fell Asleep, Fainted, Loss of Consciousness 0 Illness 1 Impairment Due to Medication, Drugs, Alcohol 3 Medical Condition 0 Other Physical Impairment	0 Interstate 106 US Highway 30 NC State Highway 1 Secondary Road 47 Local Road 60 Private or Other	143 Urban Crashes 101 Rural Crashes

Crash Type		
22 Angle 9 Animal 17 Backing Up 19 Fixed Object 3 Head On 1 Jackknife 8 Left Turn, Diff. Road 8 Left Turn, Same Road 6 Right Turn, Diff. Road 12 Right Turn, Same Road	49 Rear End, Slow/Stop 0 Rear End, Turning 20 Rollover 3 Run Off Road, Left 3 Run Off Road, Right 1 Run Off Road, Straight 4 Parked Vehicle 0 Pedalcyclist 0 Pedestrian 8 Movable Object	32 Sideswipe, Same Direction 15 Sideswipe, Opposite Direction 0 Railroad, Engine/Train 2 Other Collision 1 Other Non-Collision 1 Unknown

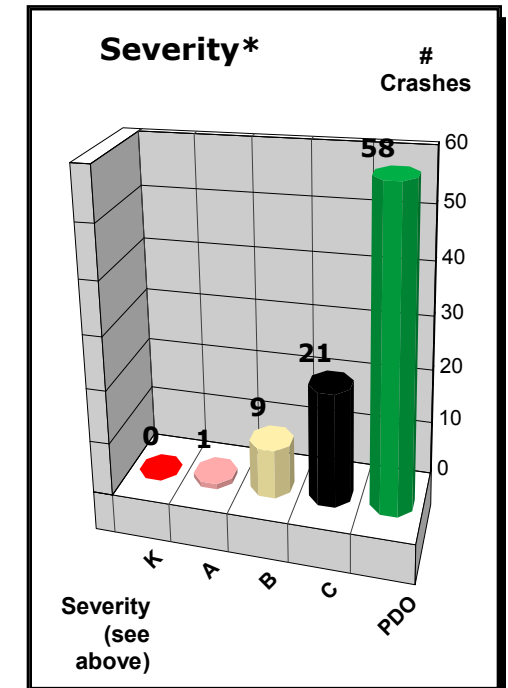


CMV Crashes in North Carolina, 2010
Summary Report of All Crashes by North Carolina State Highway Patrol Troop District
NCSHP Troop:
H
Troop District:
H7
Note: full troop summary (all districts) is located after the last district in the troop.

Total Crashes	Severity* <small>(see Severity chart below)</small>	Fatalities	Injuries	Alcohol Involved	Speed Involved	In Work Zone
92	1 Caused Disabling Injury (A) 9 Caused Obvious Injury (B) 21 Caused Possible Injury (C) 0 Caused Fatality (K) 58 Caused Property Damage Only (PDO)	0 Fatal Crashes 0 Fatalities	31 Injury Crashes 49 Injuries	0 Crashes	0 Crashes	1 Crashes

Weather Conditions	Driver Condition	Road Type	Urban/Rural Area
70 Clear 14 Cloudy 5 Rain 1 Fog, Smog, Smoke 1 Sleet, Hail, Freezing Rain/Drizzle 1 Snow 0 Severe Crosswinds	81 Apparently Normal 0 Fatigue 1 Fell Asleep, Fainted, Loss of Consciousness 0 Illness 2 Impairment Due to Medication, Drugs, Alcohol 0 Medical Condition 0 Other Physical Impairment	16 Interstate 16 US Highway 15 NC State Highway 1 Secondary Road 35 Local Road 9 Private or Other	48 Urban Crashes 44 Rural Crashes

Crash Type		
16 Angle 4 Animal 3 Backing Up 10 Fixed Object 2 Head On 1 Jackknife 3 Left Turn, Diff. Road 1 Left Turn, Same Road 0 Right Turn, Diff. Road 2 Right Turn, Same Road	19 Rear End, Slow/Stop 0 Rear End, Turning 3 Rollover 1 Run Off Road, Left 5 Run Off Road, Right 1 Run Off Road, Straight 2 Parked Vehicle 0 Pedalcyclist 1 Pedestrian 2 Movable Object	10 Sideswipe, Same Direction 3 Sideswipe, Opposite Direction 0 Railroad, Engine/Train 1 Other Collision 1 Other Non-Collision 1 Unknown



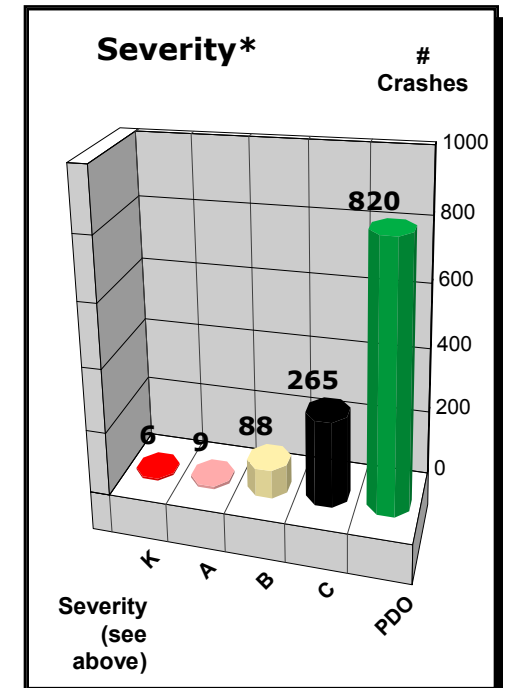
CMV Crashes in North Carolina, 2010

Summary Report of All Crashes by North Carolina State Highway Patrol Troop District
NCSHP Troop:
H
Troop District:
H6
Note: full troop summary (all districts) is located after the last district in the troop.

Total Crashes	Severity* <small>(see Severity chart below)</small>	Fatalities	Injuries	Alcohol Involved	Speed Involved	In Work Zone
1200	9 Caused Disabling Injury (A) 88 Caused Obvious Injury (B) 265 Caused Possible Injury (C) 6 Caused Fatality (K) 820 Caused Property Damage Only (PDO)	6 Fatal Crashes 6 Fatalities	364 Injury Crashes 640 Injuries	0 Crashes	4 Crashes	19 Crashes

Weather Conditions	Driver Condition	Road Type	Urban/Rural Area
905 Clear 194 Cloudy 77 Rain 1 Fog, Smog, Smoke 8 Sleet, Hail, Freezing Rain/Drizzle 13 Snow 0 Severe Crosswinds	1131 Apparently Normal 2 Fatigue 1 Fell Asleep, Fainted, Loss of Consciousness 1 Illness 0 Impairment Due to Medication, Drugs, Alcohol 3 Medical Condition 0 Other Physical Impairment	374 Interstate 36 US Highway 37 NC State Highway 0 Secondary Road 753 Local Road 0 Private or Other	1162 Urban Crashes 38 Rural Crashes

Crash Type		
142 Angle 5 Animal 57 Backing Up 47 Fixed Object 7 Head On 2 Jackknife 37 Left Turn, Diff. Road 42 Left Turn, Same Road 13 Right Turn, Diff. Road 37 Right Turn, Same Road	311 Rear End, Slow/Stop 5 Rear End, Turning 12 Rollover 9 Run Off Road, Left 24 Run Off Road, Right 3 Run Off Road, Straight 21 Parked Vehicle 2 Pedalcyclist 4 Pedestrian 32 Movable Object	333 Sideswipe, Same Direction 22 Sideswipe, Opposite Direction 0 Railroad, Engine/Train 23 Other Collision 10 Other Non-Collision 0 Unknown

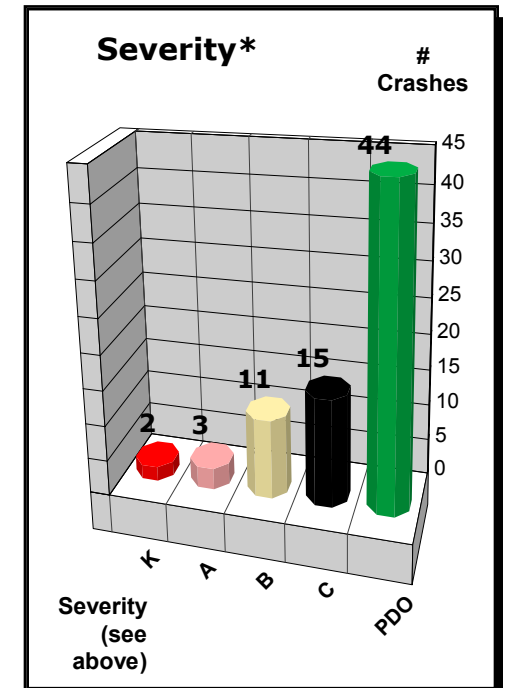


CMV Crashes in North Carolina, 2010
Summary Report of All Crashes by North Carolina State Highway Patrol Troop District
NCSHP Troop:
H
Troop District:
H2
Note: full troop summary (all districts) is located after the last district in the troop.

Total Crashes	Severity* <small>(see Severity chart below)</small>	Fatalities	Injuries	Alcohol Involved	Speed Involved	In Work Zone
77	3 Caused Disabling Injury (A) 11 Caused Obvious Injury (B) 15 Caused Possible Injury (C) 2 Caused Fatality (K) 44 Caused Property Damage Only (PDO)	2 Fatal Crashes 2 Fatalities	30 Injury Crashes 50 Injuries	0 Crashes	3 Crashes	1 Crashes

Weather Conditions	Driver Condition	Road Type	Urban/Rural Area
66 Clear 7 Cloudy 2 Rain 0 Fog, Smog, Smoke 2 Sleet, Hail, Freezing Rain/Drizzle 0 Snow 0 Severe Crosswinds	72 Apparently Normal 0 Fatigue 2 Fell Asleep, Fainted, Loss of Consciousness 0 Illness 0 Impairment Due to Medication, Drugs, Alcohol 0 Medical Condition 0 Other Physical Impairment	0 Interstate 27 US Highway 24 NC State Highway 0 Secondary Road 20 Local Road 6 Private or Other	9 Urban Crashes 68 Rural Crashes

Crash Type		
11 Angle 2 Animal 3 Backing Up 7 Fixed Object 8 Head On 2 Jackknife 1 Left Turn, Diff. Road 8 Left Turn, Same Road 0 Right Turn, Diff. Road 2 Right Turn, Same Road	15 Rear End, Slow/Stop 0 Rear End, Turning 0 Rollover 0 Run Off Road, Left 0 Run Off Road, Right 0 Run Off Road, Straight 2 Parked Vehicle 0 Pedalcyclist 0 Pedestrian 2 Movable Object	4 Sideswipe, Same Direction 7 Sideswipe, Opposite Direction 0 Railroad, Engine/Train 1 Other Collision 2 Other Non-Collision 0 Unknown



Summary Report of All Crashes by North Carolina State Highway Patrol Troop District

Summary of All Districts, NCSHP Troop: H

Total Crashes	Severity* <small>(see Severity chart below)</small>	Fatalities	Injuries	Alcohol Involved	Speed Involved	In Work Zone
1878	18 Caused Disabling Injury (A) 159 Caused Obvious Injury (B) 413 Caused Possible Injury (C) 12 Caused Fatality (K) 1257 Caused Property Damage Only (PDO)	12 Fatal Crashes 13 Fatalities	596 Injury Crashes 999 Injuries	0 Crashes	9 Crashes	32 Crashes

Weather Conditions	Driver Condition	Road Type	Urban/Rural Area
1428 Clear 297 Cloudy 118 Rain 2 Fog, Smog, Smoke 17 Sleet, Hail, Freezing Rain/Drizzle 14 Snow 0 Severe Crosswinds	1770 Apparently Normal 2 Fatigue 5 Fell Asleep, Fainted, Loss of Consciousness 1 Illness 4 Impairment Due to Medication, Drugs, Alcohol 7 Medical Condition 0 Other Physical Impairment	453 Interstate 246 US Highway 123 NC State Highway 2 Secondary Road 952 Local Road 102 Private or Other	1517 Urban Crashes 361 Rural Crashes

Crash Type		
221 Angle 20 Animal 87 Backing Up 106 Fixed Object 24 Head On 9 Jackknife 57 Left Turn, Diff. Road 70 Left Turn, Same Road 25 Right Turn, Diff. Road 59 Right Turn, Same Road	447 Rear End, Slow/Stop 7 Rear End, Turning 45 Rollover 14 Run Off Road, Left 38 Run Off Road, Right 5 Run Off Road, Straight 35 Parked Vehicle 2 Pedalcyclist 6 Pedestrian 53 Movable Object	442 Sideswipe, Same Direction 54 Sideswipe, Opp. Direction 0 Railroad, Engine/Train 28 Other Collision 22 Other Non-Collision 2 Unknown

